




The National Horseshoe Pitchers Association



NEWSLINE

VOL. 8 NO. 5

SEPTEMBER / OCTOBER 1996



CAM-PLEX Multi-Event Facilities Gillette, Wyoming

WORLD TOURNAMENT ISSUE



"THE SHOE BAG"

by JW Industries Ltd.
St. Louis, Mo.



"THE SHOE BAG" revolutionizes Horseshoe carrying and storage and is the only carry bag specifically made for 2 pairs of Horseshoes. Constructed with **"PADDED BALLISTIC NYLON"** which is virtually **"INDESTRUCTABLE"**. Has a removable shoulder strap that adjust to the length of a carry handle and a back pocket for other items. Available in the following colors: Blue, Black and Woodland Camo. State Desired Color.

To Order: Send Name and Complete Address and \$29.95 Plus \$3.00 Shipping To:
J W INDUSTRIES Ltd., P.O. Box 463, St. Peters, MO 63376-0463 or
Call 1-800-304-7251, ORDERS ONLY or **1-314-278-4002, INFO ONLY.**

----- VISA and MASTERCARD ACCEPTED -----

NHPA NATIONAL OFFICERS

PRESIDENT: DAVE LOUCKS, 13656 Thoroughbred Loop, Grass Valley, CA 95949 916-477-3335
1ST VICE PRESIDENT: EARL WINSTON, 10326 Highway D, LaMonte, MO 65337 816-563-3536
2ND VICE PRESIDENT: CASEY SLUYS, 1721 San Ramon Way, Santa Rosa, CA 95409 707-538-3128
3RD VICE PRESIDENT: BEVERLY BORN, RR 2, Box 198-A, Shattuck, OK 73858 405-938-2406
4TH VICE PRESIDENT: BONNIE SEIBOLD, 1043 Grayston Ave., Huntington, IN 46750 219-356-3489
5TH VICE PRESIDENT: DICK HANSEN, 3085 76th St., Franksville, WI 53126 414-835-9108
SECRETARY/TREASURER: DICK HANSEN, 3085 76th St., Franksville, WI 53126 414-835-9108

PROGRAM & COMMITTEE DIRECTORS

GAME RELATED SALES: ED DOMEY, P.O. Box 298, Sutton, MA 01590 508-865-9477
NATIONAL PROMOTION: BOB DUNN, 6417 Georgia Ave. No., Brooklyn Park, MN 55428 612-535-3884
PUBLICITY: BOB CHAMPION, 5505 Valmont #176, Boulder, CO 80301 303-449-8395
HISTORIAN: GARY KLINE, 605 Brantly Ave., Dayton, OH 45404 513-236-7206
NATSTATS: GLENN JAMIESON, 3231 Vineyard Ave., #17, Pleasanton, CA 94566-6359 510-462-6030
VIDEO SALES: SOL BERMAN, (Nov.-May) PGA National 1 Wycliff Rd., Palm Beach Gardens, FL 33418 407-626-8507. (May-Nov.) Clearbrook 319A Persica Plaza, Cranbury, NJ 08512 609-655-3471
BYLAWS: 4th VP, BONNIE SEIBOLD
GRIEVANCE & INSURANCE: 4th VP, BONNIE SEIBOLD
HALL OF FAME: 1st VP, EARL WINSTON
REGIONAL DIRECTORS: 5th VP, DICK HANSEN
RULES: 2nd VP, CASEY SLUYS
SANCTIONED CLUB/LEAGUE: 3rd VP, BEVERLY BORN
SPEAKERS BUREAU: 4th VP, BONNIE SEIBOLD

NHPA NEWSLINE


PUBLISHER / EDITOR: DAVE LOUCKS
TYPESETTING / LAYOUT: KIM ROGERS, KIM ART

PUBLISHER'S POLICY: NHPA *Newsline* is the official magazine of the National Horseshoe Pitchers Association. The contents may not be reproduced in any manner without prior permission of the Editor. Six issues are published annually on a bimonthly basis with an occasional special issue. Back issues or additional copies of *Newsline*, subject to availability, are \$3.00 each postage included. Requests with payment for back issues should be sent directly to the NHPA *Newsline* Publisher: 13656 Thoroughbred Loop, Grass Valley, CA 95949.

SUBSCRIPTION POLICY: The annual subscription price is \$12.00 in the United States which includes postage via discounted third-class, commonly called Bulk Rate Mail. Canadian subscriptions are \$20.00. All new subscriptions, renewals, payment and changes of address must be sent directly to:
NHPA
3085 76th Street, Franksville, WI 53126
Phone/Fax (414) 835-9108

ADVERTISING POLICY: The publisher reserves the right to refuse any ad. All ads accepted must be paid for in advance and meet specific format and mechanical requirements. The publication of any ad is not necessarily an endorsement of the advertiser nor the featured product or service. Rate inquiries, ad copy and fee should be sent to:
NHPA *Newsline*
13656 Thoroughbred Loop, Grass Valley, CA 95949.
Phone or Fax (916) 477-3335.

LETTERS POLICY: *Newsline* welcomes communication and articles from the membership. Submissions should be typed, double spaced and include the writer's name, address and phone number. The editor reserves the right to accept or reject any letter or advertising material. All submissions are subject to editing, available space, and must be received by the first day of the month preceding the date of issue.



C O N T E N T S

President's Message4
Sanctioned Club/League News *by Bev Born*6
State Officers and Regional Directors Meeting *by Dick Hansen*7
Hall of Fame Report *by Earl Winston*9
Tyson and Snyder Capture U.S. National Titles10
Rules and the World Tournament *by Casey Sluys*12
1996 World Horseshoe Pitching Champions13
The World Tournament, an overview *by Bob Champion*14
On Top of the World *by Ed Haupt*16
WORLD TOURNAMENT RESULTS
Men's Division18
Senior Men's Division39
Elder 30 Foot Division45
Women's Division49
Senior Ladies' Division57
Junior Boys' Division58
Junior Girls' Division59
Junior Mixed Division60
Tournament Travel Contacts62

PAID ADVERTISEMENTS

The Shoe BagInside Front Cover
Hi Temp Sta-On Horseshoes5
Gordon Horseshoes5
Six Pac Horseshoes6
Deadeye Horseshoes6
Horseshoe Pitchers' Companion7
Imperial Horseshoes8
Ted Allen Horseshoes8
Bill Vanderburg Horseshoe Co.9
Music City Tournaments12
Elmer Hohl Pitching Horseshoes13
St. PierreBack Cover

ON OUR COVER

CAM-PLEX Multi-Event Facilities, Gillette, Wyoming

President's Message

The 1996 World Tournament is now history, though the memory of Gillette will remain with many for years to come. The people of Cam-Plex, our hosts, were very gracious and accommodating. The facility was quite comfortable and the portable offices brought in for our working space were more than adequate. The tournament ran very smoothly with only a few minor complaints being heard. Scheduling 1,536 entrants onto 42 courts in twelve days is no easy task especially when everyone pitches three days and we want to avoid more than 5-6 shifts a day. No one wants to pitch or keep score into the wee hours of the morning and we managed to avoid such a schedule on all but the first 3 days, which had the last shift starting at 11 p.m.

No shift started more than 5 minutes late. Much of the credit for this must go to a group of dedicated workers, both NHPA and Cam-Plex. Our host always had people in the area ready to immediately tackle any request or problem. Each pitching shift was assigned to an NHPA officer who had a crew of 3 people responsible for running that shift. Filling scorekeeper chairs was not the problem of past years, though we did have a few shifts near the end of the tournament that caused some concern as people were more interested in watching games than keeping score. The shoe checking and judges' responsibilities were well supervised and adequately staffed. All in all, we had a very successful tournament in which many people assisted and can take a degree of credit.

Highlights of the Tournament and Convention

The start of the tournament was less than two weeks away before Cam-Plex resolved a pending problem of having good clay for the courts. Seems as though the normal Wyoming clay sources, for one reason or another, weren't suitable nor was a source in Denver. At the 11th hour, Hi-Temp Refractories, makers of the Deadeye Horseshoes came through by filling a rush order for 15 tons of Missouri Blue clay which arrived in Gillette just 5 days before the tournament start. It was the best clay we have had for a World in many years and the Cam-Plex staff did a great job of preparing and getting it into the courts so practice could begin on Sunday.

The tournament and associated events actually took place in two adjoining buildings. The air-conditioned Central pavilion housed 42 portable courts with bleachers on one side. The East pavilion, which was not air-conditioned, was set up to house the two large office trailers, check-in, results posting, award ceremonies, six display booths, game related sales, a beer garden and an electronic games amusement area for the juniors. While this building had a dirt floor, it had been rolled hard and held up fine during the event.

Game Related Products sales were brisk, as were activities in the Kitchener and Gillette souvenir booths. Both ran out of some product. Pins seemed very popular, as did logo shirts and hats. The Pepsi Cola company provided special free souvenir cans of Pepsi with the Gillette/Cam-Plex 1996 World Tournament logo on them. The Ainsworth booth was handing out free bags of popcorn popped on-site with Nebraska grown corn. Morgantown had a video of area sights and gave away a basket of West Virginia food and wine products.

USA Team Tuff-E-Nuff was displaying in a booth and appeared to have steady activity as pitchers inquired about the program and colorful team clothing available. There still seemed to be a bit of apprehension by some on the Tuff-E-Nuff concept, but like last year, Mr. Fred Rich was able to supplement the winnings of some who

were team members. The NHPA Executive Council had a meeting with Mr. Rich and did agree in principle to an initial working promotional agreement pending comments from our attorney after a cursory background investigation of Mr. Rich and his company, which was requested by attendees of the State Officers and Regional Directors meeting. Additional information will follow in a further *Newsline* issue.

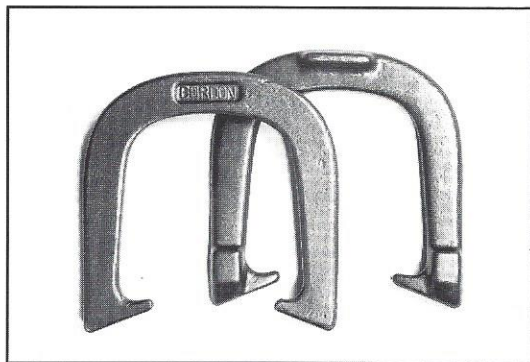
The Convention was held on Sunday morning, July 28, and a record of sorts may have been set. It lasted just over 3 hours, including a 20 minute break. Cam-Plex had set up a wonderful selection of sweets, juices and coffee in such ample supply that folks just couldn't eat it all. A great beginning to a fine convention that was represented by 145 U.S. and 1 Canadian delegate votes.

Morgantown, WV, by a vote of 112-34 over Ainsworth, NE, won the right to host the 1998 World Tournament. Dick Hansen was voted in as NHPA Secretary/Treasurer by a vote of 108-37. Casey Sluys and Bonnie Seibold were returned to office unopposed. Only one of the four (4) proposed Bylaw changes, each needing a 2/3 majority, was approved. That was #4 which broadly stated that in tournaments, any class not receiving at least four entries can be canceled and that at least 50% of the scheduled games must be completed for a tournament to be official. The proposals to change the junior age, have at least two sanctioned events for State Championship play and use NatStats for all sanctioned tournaments failed to be approved.

It was announced that all the legal documentation had been completed to form a charitable entity to be known as the National Horseshoe Pitchers Foundation. This entity, with five appointed directors, will now file with the Tennessee State Attorney General Office and await IRS approval of the charitable status. When granted (and that seems to be 95% assured) Dr. Jack Freeman will then gift ownership and control of 65 acres with 38 covered horseshoe courts to the Foundation. Within two years there-

after, we hope to have constructed the NHPA Hall of Fame building and begin further improvements so major tournaments, including the World can be held there. A later issue of *Newsline* will discuss in more detail the structure and goals of the Foundation.

The final significant item of the convention was the announcement that the Georgia HPA had advised us that they would no longer be sending payments against their 1990 World shortfall debt obligation. Their membership had voted to stop imposing a tournament surcharge and was requesting the NHPA to totally forgive the remaining \$28,249 debt. This was not approved by the delegates, who were then advised that the NHPA Council had suggested to Georgia that they make one further payment of \$10,000 and then the remaining balance would be forgiven. We were advised that Georgia turned down this offer. As such, the delegates voted 125-21 to impose a five year suspension on the Georgia Charter and all its members starting 1/1/97. This can be avoided if Georgia pays \$10,000 prior to 12/31/96. The five years can be shortened. Every payment of \$2,000 would take one year off the end of the suspension time. After this vote, the convention was adjourned at 11:07 a.m. **Dave Loucks, NHPA President**



G
GORDON
HORSESHOES

To purchase shoes, contact
NHPA Game Related Sales.
Ed Domey at (508) 865-9477

Gordon Horseshoes c/o Queen City Forging
233 Tennyson St., Cincinnati, Ohio 45226

NHPA Sanctioned

HI TEMP STAY ON

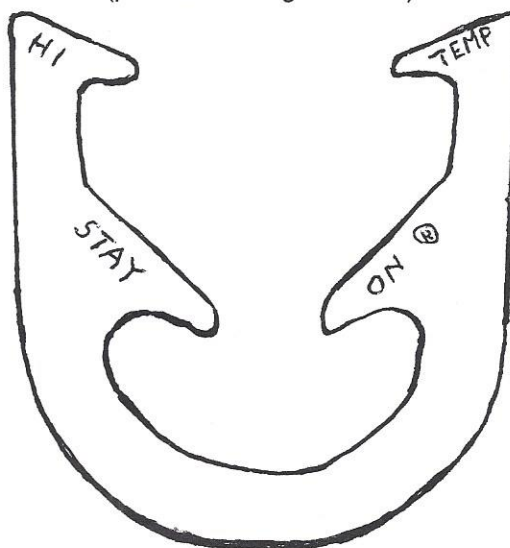
Order from either manufacturer or
NHPA distributor.

Hi Temp Refractories Co., Inc.

2250 N. Lark Drive, Fenton, MO 63026

(314) 677-2200 (314) 376-5222
Fax (314) 677-2235

Price: \$45.00 per pair delivered via
UPS in the Continental U.S. only.
Guarantee offer valid through 1996 only.
(possible change in 1997)



NHPA Sanctioned

HI TEMP STAY ON

*This shoe was designed with
flip pitchers in mind but after 2 months
on the market we have found out
that many turn pitchers love it.*
THINK ABOUT IT

NHPA National Buyer
ED DOMEY

P.O. Box #298, Sutton, MA 01590
(508) 865-9477

Patent and trademark applied for.
Guarantee from manufacturer only.

Return broken shoe only to mfg. along with check,
cash, or money order for \$5.00 and we will send
you one new shoe of equal weight, postpaid.

No shoes sent on consignment.

SIX PAC



HORSESHOES
TOURNAMENT QUALITY

Pitched in A-Z Classes

Discount on 6 Pair or more
ONE YEAR GUARANTEE

*Order Direct or
from your NHPA Representative*

SIX PAC HORSESHOES

4811 Tishomingo Rd.
Hillsboro, MO 63050

Attn: Harvey E. Wobbe

(314) 942-3544

Sanctioned Club/League News by Bev Born

After stopping at a couple of places in Colorado, we arrived back home on the evening of August 6, returning from what I would call a nice, successful World Tournament. I, and other Council members, received many nice comments and compliments on how smoothly things were running and for all of us I say "Thank You." The overall success and timely starting of classes must also give credit to the many scorekeepers, judges, pitchers, behind the scenes workers and our gracious hosts of Cam-Plex. None of our accomplishments could have been reached without the combined help and cooperation of all.

The CL/LG meeting was low in attendance, due mainly to my not getting the word out about the time and place out earlier, for which I apologize. We had about an hour and a half of good discussions on various subjects. Sharing ideas and opinions, covering the junior age limit, which most thought should not go to 16. Although some did not care for the 18, they all

agreed that the old age of 17 was best (after delegate voting in Convention the age will remain at 18).

Thoughts were shared as to how to increase Junior participation in leagues and tournaments. A buddy system has been used whereas each adult pitcher has a junior as a partner in doubles or a team member on all teams, when possible. This concept has good merits and can also be used for any new member, regardless of age, as long as we, the current members, are willing to help teach court manners, rules of play, and just take general interest in each individual. I believe that if we, as members of any club or league, take a genuine interest in all newcomers, that more of them would stay with our sport. We must make them feel welcome and a part of our group. Give a little of yourself and time.

Reminder: Please, send in all year/league end reports as soon as possible and allow ample time between your mailings and presentation dates, for all awards, etc to be returned.



★ **PITCHED BY CHAMPIONS** ★

Price Per Pair
Up to 12 Pairs

| | |
|---------------|---------|
| CLYDESDALES | \$40.00 |
| N.T. | \$40.00 |
| REGULAR | \$40.00 |
| E-Z GRIP | \$45.00 |
| CLYDESDALE DF | \$45.00 |

(Write for greater quantity prices.)

ALL "DEADEYES"
IN VARIOUS WEIGHTS OF
LIGHT - MEDIUM - HEAVY

(Each pair matched to equal weight)

UPS shipping included in new prices—
Continental U.S. ONLY

Some "DEADEYES" are
now available in dead soft.

E-Z Grips and N.T.s are now guaranteed for
2 years from date of original purchase.

N.T.s now have better hooks and more weight to the front.

All other new sanctioned "DEADEYES"
are guaranteed one year.

Guarantee valid in Continental U.S. only.

Broken Shoe Replacement honored by manufacturer only.
Return both shoes in original box.

Contact Bill Courtwright (ONLY) for special prices on rejects and returned shoes (NO GUARANTEE) and not for sanctioned tournament use.

NO SHOES WILL BE SENT ON CONSIGNMENT
Missouri residents add State sales tax.

Deadeye Horseshoes c/o W. Courtwright
2250 North Lark Dr., Fenton, MO 63026
Ph: (314) 376-5222 or (314) 677-2200 (8-5)

Order direct or from
an authorized NHPA distributor

NHPA NATIONAL BUYER

Edward A. Domey

P.O. Box 298, Sutton, MA 01590

(508) 865-9477

State Officers and Regional Directors Meeting

Meeting held July 26, 1996 at 2:30 p.m. in Gillette, WY.

A combined meeting was held between the RDs and State Officers in an effort to get more input as to the needs of the membership. About 60 members were in attendance, roll call was not taken. The meeting was chaired by Bonnie Seibold and Dick Hansen. It was an open meeting with no agenda.

The question was raised as to the survey that was taken to find and recommend the best software for use by the charter secretaries. Dave Loucks explained that the survey found some 40 different programs in use and that most charters were happy with what they were using and that there were two programs being used the most. Paul Stewart offered a copy to anyone of the Marty Craig program and said that it works very well for the needs of the charter secretaries.

Dave Loucks added that the Walter Ray Williams program was the best for running tournaments. After much discussion, a committee was appointed by Dave to study and develop a set of guidelines and minimum needs for the NHPA and all who use such programs. That committee will be chaired by Paul Stewart, other members are Glenn Jamieson, Jim Gorth, Duane Goodrich and Bill Marvin.

Casey Sluys stated that there were only 3 or 4 charters that had bought space in the World Tournament Program book and that is a very poor showing. Casey stated that more charters need to show their support of the NHPA and the World Tournament by buying space in the program book.

Earl Waggy asked for the position of the NHPA in regards to Fred Rich and Team Tuff-E-Nuff. I explained that the NHPA Council at this time has not made a decision on this matter, but that it has been discussed and we were leaning toward some sort of working agreement. Dave Loucks explained the Tuff-E-Nuff concept and that the NHPA is at this time looking to its members for input on the matter. There were comments both for and against and the request to do follow up checks on both Mr. Rich's background and his promotion work before an endorsement is given

to Team Tuff-E-Nuff. A written contract with Mr. Rich was suggested to monitor Team Tuff-E-Nuff. It was explained to those present that each Tournament Director can make the decision as to allow or not allow him to come in and work a tournament. The largest concern among those present seemed that Team Tuff-E-Nuff will cause a split in the NHPA and for that reason anything entered into with Mr. Rich should be in writing and closely monitored.

Phyllis Quist asked for the ruling on a pitcher that drops out of the World Tournament after pitching the 1st or 2nd day and not showing up for the 3rd day. Policy has been that a pitcher that drops out for a legitimate reason is credited with his or her wins and placed in that position. Those that drop out without a legitimate reason are placed in last place and can be banned from next year's tournament.

The reinstatement of the comp-card

was asked for, but after some discussion on the abuse of the card and the insurance coverage the subject was dropped. The membership card and the concept of a flat rate for all states was brought up and discussed. There was no determination as to how this could be implemented and the subject was dropped.

The Internet was brought up by Casey Sluys and the large amount of information that has been placed there by Terry Sears of IN. If you need more information you should contact Casey or Terry. Casey has a hardprinted copy of all the information that is on the Internet.

There were also other comments on holding shoes that do not pass the shoe checking so they could not be brought in the back door at a later time. It was suggested by Earl Waggy that the responsibility be placed on the pitcher and not the tournament committee.

Meeting was adjourned at 4:30 p.m.

Dick Hansen, Chairman

THE HORSESHOE

PITCHER'S COMPANION

FEATURES: Pat. No. 4,399,614

1. Calipers for measuring close points.
2. File to remove burrs from shoes.
3. A 6" notch for measuring legal points.
4. Straight edge for measuring ringers.
5. Scraper for removing dirt, mud, etc.
6. Just the right size for back pockets.
7. NHPA approved.

\$9.95

(2 or more: \$9.00 each)

Leather Carrying Case Available.

\$5.00 each

(2 or more: \$4.00 each)



1. CALIPERS for measuring close points

2. FILE to remove burrs from shoes

3. 6" NOTCH for legal points.

4. STRAIGHT EDGE for measuring ringers

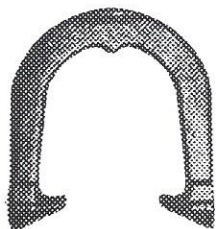
5. SCRAPER for removing dirt

Send to: Horseshoe Pitcher's Companion
 2058 Woods Circle
 Barnhart, MO 63012
 (Add \$1.50 for postage and handling)

IMPERIAL

"Celebrating 30 Years of Service to the Dedicated Pitcher"


ORIGINAL (\$49/PAIR)



HEAVY WEIGHTED POINTS
AVAILABLE IN DS & MS
HARDENED POINTS

ORDER DIRECT OR FROM
NHPA REPRESENTATIVE

PLUS (\$45/PAIR)



ARROW STYLE POINTS
AVAILABLE IN DS
HARDENED POINTS

CLYDE MARTZ
5056 NORTHLAWN DRIVE
MURRYSVILLE, PA 15668
(412) 733-2031

Paul Stewart New 5th Vice President

by Dave Loucks, NHPA President

After Dick Hansen was voted in as NHPA Secretary/Treasurer, his former position of 5th VP and chairman of the Regional Directors officially became vacant.

Several people had expressed interest in assuming the position for the balance of the 5th VP term and I thank them all.

After the convention, I appointed Paul Stewart of Statesville, North Carolina to the 5th Vice President position. Paul is a very qualified and dedicated individual who brings to the position many years of horseshoe administrative experience.

I know you all join me in welcoming Paul to the Executive Council.

Is This Your Last Issue?

Look at the date on your subscription mailing label. If it is 10/01/96, this is your last issue. Please renew now before you miss an issue. Even if your label shows a later expiration date, you can help us keep costs in line by renewing early. It could be to your advantage as paper costs continue to go higher and *Newsline* may be forced to increase subscription rates next year. Lock in your rate by renewing now.

NHPA Newsline Subscription Renewal Form

Name _____

Address _____

City _____

State / Zip _____

Phone _____


New Subscriber Renewal

Subscription price for one, two, three years is \$12.00, \$22.00 or \$30.00 for mailing in United States.

Canada is \$20.00, \$38.00 or \$54.00.

Make checks payable to

NHPA Secretary-Treasurer
3085 76th Street, Franksville, WI 53126



Ted Allen Horseshoes

Since 1938

Get the Allen Advantage

Designed and pitched by the
Ten Time World Champion

Available: Dead Soft, Medium Soft, Medium Hard
in various weights and colors

Most orders shipped within 48 hours.

Two Year Limited Warranty.

Volume Discounts beginning at 6 pair.

Write or call:

**TED ALLEN
HORSESHOES, INC.**

1045 Linden Ave., Boulder, CO 80304
(303) 442-1436

NHPA Hall of Fame

by Earl Winston

In the previous issue of *Newsline*, I listed the individuals who would be inducted into the Hall of Fame this year in Gillette, Wyoming. On Sunday evening, July 28, a crowd of some 220 people gathered at the Holiday Inn for a delicious meal and then settled down to honor these worthy individuals. It was my pleasure to give the induction speeches for W.J. Seas of Florida, who was active in the late 1920s and early 1930s and I followed with the remarks concerning Lucille Hopkins of Iowa, who was one of the pioneer women of horseshoe. Besides her important work in Iowa, she served several times as the 4th V.P. of the NHPA.

Newly appointed NHPA 5th V.P. Paul Stewart of North Carolina, was called to the platform to give the induction speech for the late Jack Springer, also of North Carolina. Jack was very important in getting the two world tournaments to Statesville and also started the annual Dogwood Festival Tournament, which Paul now keeps going.

Mr. Charles Bunner, of West Virginia, inducted Mrs. Anna Lindquist, who was also a resident of West Virginia, which will be the site of the 1998 World Tournament. Anna was a two time World Champion and

also a NHPA vice president. Ottie Reno, a well known author in our horseshoe world, was called to the platform to induct Roy W. Smith of California, a pioneer author in our sport, who wrote two volumes of *Science at the Stake*. It is unfortunate that the first five of our inductees are deceased, but all are well remembered.

The last of our 1996 Hall of Fame inductees was Alan Francis, who made many records while living in Missouri. In the fall of 1995, Alan moved to Ohio, but he asked me to give his induction speech and relate some of his performance records, of which there are many. This was truly a memorable World Tournament for Alan, who topped off the final week by winning his fourth World Championship.

It was a privilege to have at least eight Hall of Fame committee members present for a meeting during the World Tournament. We discussed several ideas and I will be making a survey by mail to all committee members later in the years.

If there are any changes in the nomination process, I will advise you via *Newsline*. In the meantime, please continue to send nominations of any worthy candidates to

me—address is on the officer's page.

After arriving home from the World Tournament on a Monday evening, early on Wednesday morning I was headed for Des Moines, Iowa with some material for a Hall of Fame display at the Iowa State Fair. Since their fair has changed dates, it really does not give me much time each year to get material ready for the display. The weeks prior to World Tournament are very busy for farmers, but the Iowa State Fair Director Marion Lucas continues to donate space to us free of charge, along with some glass display cases. I feel it is important to take advantage of this opportunity. This year, the Pioneer Building had been remodeled and we had a little more space than in previous years.

The NHPA continues to look forward to the formation of the National Horseshoe Pitchers Foundation and the acquisition of Dr. Jack Freeman's property in Joelton, Tennessee. Someday we hope to have the permanent NHPA Hall of Fame on this property. (My wife will be so delighted to have many boxes removed from our basement). I'm sure that our NHPA president, Dave Loucks, will keep you informed on the progress of this plan.

BILL VANDERBURG
HORSESHOE CO.
115 Princess Street
Rockwood, Ontario N0B-2K0
905-567-9717



THE SHOES OF THE FUTURE


VIP: (CAST) Designed for the flop and the three-quarter turn. Has a good heavy lug. Thrown by the Canadian Women's Champ (1993) at 80.1%. Weight - M-H. (You'll love them).

CAN-AM: (CAST) A super shoe for the three-quarter turn, one and a-quarter and one and three-quarter turn. M-H.

CONDOR: (CAST) Designed for the flip. Perfectly balanced. Thumb indentation. Can be thrown up or down. Lugs down. Weight 2.8 / 2.9 / 2.10 lbs. L-M-H

PRICE: \$43.00 - Shipping & Taxes extra.

1 year guarantee / Order through your N.H.P.A. Representative



Tyson and Snyder Capture U.S. National Titles

In what may be the last U.S. National Tournament for awhile, Art Tyson of New York and Sue Snyder of Kentucky won the 40' and 30' National titles. The round robin play matched the 1995 Regional champions or runner-ups in Gillette, WY on Sunday, July 28, 1996. A good sized crowd was on hand, no doubt boosted by the Junior World Finals which were being waged on adjacent courts.

The 40' group had all eight 1995 Regionals represented. There were seven 30' winners, among them two top junior players, Joseph Smith and Stephen Morris, who had failed to make the Jr. Championship Finals. Joseph was the 1995 World Jr. Boys Champion, but noticeably struggled in Gillette.

The games were 40 point cancellation with an added twist of awarding each player with a single point for every 4-dead score until one of the contestants reached 30 points. This enabled the games to avoid taking too much time and run into the scheduled start of the NHPA Banquet. Plaques were awarded to the two winners with each contestant receiving a cash prize between a high of \$250 down to \$50.

Regional tournaments have been curtailed for awhile as we study ways to involve more player support. There will be no U.S. National Championship play in Kitchener during the 1997 World Tournament.

GROUP 40FT - 1996 NATIONAL CHAMPIONSHIPS

| Pos | Name | State | W | L |
|-----|--------------|-------|---|---|
| 1. | Art Tyson | NY | 7 | 0 |
| 2. | Alan Francis | OH | 6 | 1 |
| 3. | Rich Pintor | CO | 4 | 3 |
| 4. | Chad Hyatt | IN | 4 | 3 |
| 5. | Rick Cale | WV | 3 | 4 |
| 6. | Steve Wyrill | CA | 3 | 4 |
| 7. | Bob Clark | WA | 1 | 6 |
| 8. | Ken Jones | NM | 0 | 7 |

GILLETTE, WYOMING

| | R | SP | % | Pts |
|--|-----|-----|-------|-----|
| | 259 | 320 | 80.94 | 286 |
| | 256 | 312 | 82.05 | 288 |
| | 278 | 374 | 74.33 | 264 |
| | 229 | 338 | 67.75 | 208 |
| | 213 | 324 | 65.74 | 212 |
| | 204 | 320 | 63.75 | 200 |
| | 126 | 260 | 48.46 | 108 |
| | 130 | 268 | 48.51 | 89 |

GROUP 30FT - 1996 NATIONAL CHAMPIONSHIPS

| Pos | Name | State | W | L |
|-----|-----------------|-------|---|---|
| 1. | Sue Snyder | KY | 6 | 0 |
| 2. | Amy Francis | OH | 4 | 2 |
| 3. | Stephen Morris | PA | 4 | 2 |
| 4. | Teddy Guillotte | CA | 4 | 2 |
| 5. | John Bracken | NV | 2 | 4 |
| 6. | Joseph Smith | IA | 1 | 5 |
| 7. | John Reedy | WA | 0 | 6 |

GILLETTE, WYOMING

| | R | SP | % | Pts |
|--|-----|-----|-------|-----|
| | 236 | 292 | 80.82 | 250 |
| | 229 | 304 | 75.33 | 216 |
| | 232 | 310 | 74.84 | 225 |
| | 204 | 294 | 69.39 | 217 |
| | 163 | 262 | 62.21 | 163 |
| | 159 | 280 | 56.79 | 121 |
| | 170 | 298 | 57.05 | 156 |

GROUP 40FT - 1996 NATIONAL CHAMPIONSHIPS GILLETTE, WYOMING

1. Art Tyson-NY

| OPPONENT'S NAME | SCORE | R | SP | % |
|--------------------|---------|----|----|------|
| 1. Ken Jones-NM | 42 / 7 | 25 | 32 | 78.1 |
| 2. Chad Hyatt-IN | 40 / 9 | 28 | 36 | 77.8 |
| 3. Steve Wyrill-CA | 42 / 14 | 31 | 38 | 81.6 |
| 4. Bob Clark-WA | 40 / 6 | 29 | 34 | 85.3 |
| 5. Rick Cale-WV | 40 / 25 | 41 | 52 | 78.8 |
| 6. Rich Pintor-CO | 42 / 37 | 53 | 64 | 82.8 |
| 7. Alan Francis-OH | 40 / 34 | 52 | 64 | 81.3 |

WINS- 7 LOSSES- 0 POINTS - 286 259 320 80.9

3. Rich Pintor-CO

| | | | | |
|--------------------|---------|----|----|------|
| 1. Chad Hyatt-IN | 40 / 24 | 47 | 56 | 83.9 |
| 2. Ken Jones-NM | 41 / 23 | 27 | 42 | 64.3 |
| 3. Bob Clark-WA | 42 / 11 | 27 | 40 | 67.5 |
| 4. Steve Wyrill-CA | 42 / 22 | 41 | 58 | 70.7 |
| 5. Alan Francis-OH | 23 / 42 | 47 | 58 | 81.0 |
| 6. Art Tyson-NY | 37 / 42 | 52 | 64 | 81.3 |
| 7. Rick Cale-WV | 39 / 41 | 37 | 56 | 66.1 |

WINS- 4 LOSSES- 3 POINTS - 264 278 374 74.3

5. Rick Cale-WV

| | | | | |
|--------------------|---------|----|----|------|
| 1. Steve Wyrill-CA | 16 / 41 | 21 | 44 | 47.7 |
| 2. Bob Clark-WA | 41 / 5 | 20 | 28 | 71.4 |
| 3. Chad Hyatt-IN | 36 / 42 | 41 | 62 | 66.1 |
| 4. Ken Jones-NM | 42 / 14 | 31 | 40 | 77.5 |
| 5. Art Tyson-NY | 25 / 40 | 36 | 52 | 69.2 |
| 6. Alan Francis-OH | 11 / 43 | 25 | 42 | 59.5 |
| 7. Rich Pintor-CO | 41 / 39 | 39 | 56 | 69.6 |

WINS- 3 LOSSES- 4 POINTS - 212 213 324 65.7

7. Bob Clark-WA

| | | | | |
|--------------------|---------|----|----|------|
| 1. Alan Francis-OH | 3 / 45 | 7 | 22 | 31.8 |
| 2. Rick Cale-WV | 5 / 41 | 9 | 28 | 32.1 |
| 3. Rich Pintor-CO | 11 / 42 | 16 | 40 | 40.0 |
| 4. Art Tyson-NY | 6 / 40 | 18 | 34 | 52.9 |
| 5. Chad Hyatt-IN | 20 / 40 | 23 | 48 | 47.9 |
| 6. Steve Wyrill-CA | 22 / 42 | 23 | 42 | 54.8 |
| 7. Ken Jones-NM | 41 / 18 | 30 | 46 | 65.2 |

WINS- 1 LOSSES- 6 POINTS - 108 126 260 48.5

GROUP 30FT - 1996 NATIONAL CHAMPIONSHIPS GILLETTE, WYOMING

1. Sue Snyder-KY

| OPPONENT'S NAME | SCORE | R | SP | % |
|-----------------------|---------|----|----|------|
| 2. John Reedy-WA | 44 / 8 | 25 | 30 | 83.3 |
| 3. Stephen Morris-PA | 42 / 29 | 51 | 58 | 87.9 |
| 4. John Bracken-NV | 41 / 1 | 26 | 30 | 86.7 |
| 5. Teddy Guillotte-CA | 41 / 38 | 43 | 58 | 74.1 |
| 6. Joseph Smith-IA | 41 / 17 | 40 | 52 | 76.9 |
| 7. Amy Francis-OH | 41 / 31 | 51 | 64 | 79.7 |

WINS- 6 LOSSES- 0 POINTS - 250 236 292 80.8

3. Stephen Morris-PA

| OPPONENT'S NAME | SCORE | R | SP | % |
|-----------------------|---------|----|----|------|
| 1. Amy Francis-OH | 40 / 19 | 38 | 44 | 86.4 |
| 2. Teddy Guillotte-CA | 30 / 40 | 33 | 50 | 66.0 |
| 3. Sue Snyder-KY | 29 / 42 | 47 | 58 | 81.0 |
| 4. Joseph Smith-IA | 43 / 21 | 39 | 50 | 78.0 |
| 5. John Reedy-WA | 42 / 34 | 45 | 68 | 66.2 |
| 6. John Bracken-NV | 41 / 22 | 30 | 40 | 75.0 |

WINS- 4 LOSSES- 2 POINTS - 225 232 310 74.8

5. John Bracken-NV

| OPPONENT'S NAME | SCORE | R | SP | % |
|-----------------------|---------|----|----|------|
| 1. Teddy Guillotte-CA | 29 / 41 | 36 | 60 | 60.0 |
| 2. Amy Francis-OH | 26 / 40 | 29 | 48 | 60.4 |
| 3. Joseph Smith-IA | 45 / 13 | 31 | 42 | 73.8 |
| 4. Sue Snyder-KY | 1 / 41 | 14 | 30 | 46.7 |
| 6. Stephen Morris-PA | 22 / 41 | 24 | 40 | 60.0 |
| 7. John Reedy-WA | 40 / 20 | 29 | 42 | 69.0 |

WINS- 2 LOSSES- 4 POINTS - 163 163 262 62.2

7. John Reedy-WA

| OPPONENT'S NAME | SCORE | R | SP | % |
|-----------------------|---------|----|----|------|
| 1. Joseph Smith-IA | 38 / 41 | 31 | 58 | 53.4 |
| 2. Sue Snyder-KY | 8 / 44 | 13 | 30 | 43.3 |
| 3. Amy Francis-OH | 25 / 41 | 35 | 54 | 64.8 |
| 4. Teddy Guillotte-CA | 31 / 40 | 27 | 46 | 58.7 |

2. Alan Francis-OH

| OPPONENT'S NAME | SCORE | R | SP | % |
|--------------------|---------|----|----|------|
| 1. Bob Clark-WA | 45 / 3 | 21 | 22 | 95.5 |
| 2. Steve Wyrill-CA | 41 / 25 | 40 | 54 | 74.1 |
| 3. Ken Jones-NM | 42 / 5 | 23 | 30 | 76.7 |
| 4. Chad Hyatt-IN | 41 / 11 | 34 | 42 | 81.0 |
| 5. Rich Pintor-CO | 42 / 23 | 53 | 58 | 91.4 |
| 6. Rick Cale-WV | 43 / 11 | 36 | 42 | 85.7 |
| 7. Art Tyson-NY | 34 / 40 | 49 | 64 | 76.6 |

WINS- 6 LOSSES- 1 POINTS - 288 256 312 82.1

4. Chad Hyatt-IN

| | | | | |
|--------------------|---------|----|----|------|
| 1. Rich Pintor-CO | 24 / 40 | 43 | 56 | 76.8 |
| 2. Art Tyson-NY | 9 / 40 | 19 | 36 | 52.8 |
| 3. Rick Cale-WV | 42 / 36 | 44 | 62 | 71.0 |
| 4. Alan Francis-OH | 11 / 41 | 24 | 42 | 57.1 |
| 5. Bob Clark-WA | 40 / 20 | 31 | 48 | 64.6 |
| 6. Ken Jones-NM | 40 / 11 | 30 | 44 | 68.2 |
| 7. Steve Wyrill-CA | 42 / 16 | 38 | 50 | 76.0 |

WINS- 4 LOSSES- 3 POINTS - 208 229 338 67.8

6. Steve Wyrill-CA

| | | | | |
|--------------------|---------|----|----|------|
| 1. Rick Cale-WV | 41 / 16 | 27 | 44 | 61.4 |
| 2. Alan Francis-OH | 25 / 41 | 35 | 54 | 64.8 |
| 3. Art Tyson-NY | 14 / 42 | 21 | 38 | 55.3 |
| 4. Rich Pintor-CO | 22 / 42 | 34 | 58 | 58.6 |
| 5. Ken Jones-NM | 40 / 11 | 26 | 34 | 76.5 |
| 6. Bob Clark-WA | 42 / 22 | 31 | 42 | 73.8 |
| 7. Chad Hyatt-IN | 16 / 42 | 30 | 50 | 60.0 |

WINS- 3 LOSSES- 4 POINTS - 200 204 320 63.8

8. Ken Jones-NM

| | | | | |
|--------------------|---------|----|----|------|
| 1. Art Tyson-NY | 7 / 42 | 14 | 32 | 43.8 |
| 2. Rich Pintor-CO | 23 / 41 | 21 | 42 | 50.0 |
| 3. Alan Francis-OH | 5 / 42 | 12 | 30 | 40.0 |
| 4. Rick Cale-WV | 14 / 42 | 21 | 40 | 52.5 |
| 5. Steve Wyrill-CA | 11 / 40 | 16 | 34 | 47.1 |
| 6. Chad Hyatt-IN | 11 / 40 | 21 | 44 | 47.7 |
| 7. Bob Clark-WA | 18 / 41 | 25 | 46 | 54.3 |

WINS- 0 LOSSES- 7 POINTS - 89 130 268 48.5

2. Amy Francis-OH

| OPPONENT'S NAME | SCORE | R | SP | % |
|-----------------------|---------|----|----|------|
| 1. Stephen Morris-PA | 19 / 40 | 31 | 44 | 70.5 |
| 2. John Bracken-NV | 40 / 26 | 33 | 48 | 68.8 |
| 3. John Reedy-WA | 41 / 25 | 40 | 54 | 74.1 |
| 5. Joseph Smith-IA | 45 / 17 | 36 | 46 | 78.3 |
| 6. Teddy Guillotte-CA | 40 / 14 | 41 | 48 | 85.4 |
| 7. Sue Snyder-KY | 31 / 41 | 48 | 64 | 75.0 |

WINS- 4 LOSSES- 2 POINTS - 216 229 304 75.3

4. Teddy Guillotte-CA

| OPPONENT'S NAME | SCORE | R | SP | % |
|----------------------|---------|----|----|------|
| 1. John Bracken-NV | 41 / 29 | 39 | 60 | 65.0 |
| 2. Stephen Morris-PA | 40 / 30 | 35 | 50 | 70.0 |
| 4. John Reedy-WA | 40 / 31 | 30 | 46 | 65.2 |
| 5. Sue Snyder-KY | 38 / 41 | 41 | 58 | 70.7 |
| 6. Amy Francis-OH | 14 / 40 | 32 | 48 | 66.7 |
| 7. Joseph Smith-IA | 44 / 12 | 27 | 32 | 84.4 |

WINS- 4 LOSSES- 2 POINTS - 217 204 294 69.4

6. Joseph Smith-IA

| OPPONENT'S NAME | SCORE | R | SP | % |
|-----------------------|---------|----|----|------|
| 1. John Reedy-WA | 41 / 38 | 32 | 58 | 55.2 |
| 3. John Bracken-NV | 13 / 45 | 21 | 42 | 50.0 |
| 4. Stephen Morris-PA | 21 / 43 | 31 | 50 | 62.0 |
| 5. Amy Francis-OH | 17 / 45 | 27 | 46 | 58.7 |
| 6. Sue Snyder-KY | 17 / 41 | 31 | 52 | 59.6 |
| 7. Teddy Guillotte-CA | 12 / 44 | 17 | 32 | 53.1 |

WINS- 1 LOSSES- 5 POINTS - 121 159 280 56.8

5. Stephen Morris-PA

| | | | | |
|--------------------|---------|----|----|------|
| 7. John Bracken-NV | 34 / 42 | 42 | 68 | 61.8 |
| | 20 / 40 | 22 | 42 | 52.4 |

WINS- 0 LOSSES- 6 POINTS - 156 170 298 57.0

Rules and the World Tournament

by Casey Sluys

We had a rules Committee meeting at the World Tournament in Gillette. There were 10 members present. We discussed various upcoming proposals of rule additions or changes. An interesting suggestion was made during the meeting—it suggested that we develop an international standard as far as our rules are concerned. These then, would govern all countries wishing to host an NHPA sanctioned event.

There was a suggestion to add to the dimensions of a shoe, a specific height the shoe could be. One inch is the accepted sanctioning maximum, that is a shoe lying on a flat surface may not exceed one inch in height. The Norwegian shoe came up immediately, it was checked and determined to be 1 3/16 high. I was asked to check into the feasibility of the Norway Association complying with this standard. If there were an exception made, the next country wanting to sanction a shoe might have a 4 inch opening. Upon checking with Inge Byrkjeland of Norway, he stated that

they are allowed to take down their toe and heel calks to wherever they wanted and that compliance would not present a problem.

My thoughts on the 1996 World Tournament—all in all a very successful event. The Cam-Plex crew was extremely helpful and there whenever we needed anything. Many thanks to all the pitchers who helped make this a successful tournament, all the runners, computer operators, judges, office helpers, scorekeepers and so on. It seemed, at times, difficult to find judges for some of the sessions, particularly the last couple of days.

A suggestion was made to me by Keith Thompson (a rules committee member) that we hold a judging clinic and certify those willing to judge at sanctioned events, particularly the World Tournaments. This is an excellent idea and I'll look into organizing a half hour to one hour class at next year's World Tournament. It would be given at least 3 times during the course of the tournament at

specified times and locations. If anyone has any ideas as to how to format this program please let me know, it could be video, actual hands on, or perhaps a questionnaire.

There were 61 3-hour shifts which needed 4 judges each for a total of 242 judges. Fortunately some of the judges worked numerous shifts. Foul line infractions were numerous this year and the penalty is a pulled shoe if it is within scoring range of the stake. This is the toughest task a judge has to do—no one likes to pull shoes from competition especially during a World Tournament. I would like to encourage each of you to police yourselves while pitching in sanctioned events at home. It is an uncomfortable situation for a judge to have to pull a shoe and it tends to throw the game off for the pitcher. Please make a concerted effort in the next year to observe the foul line and stay behind it.

Thank you all for the vote of confidence with my reelection to Second Vice President.

MUSIC CITY TEAM TOURNAMENTS

Jack Freeman Courts, Joelton, Tennessee

Friday Team Tournament — November 1, 1996

This is a 3-person team tournament and is limited to 12 teams. Teams can be mixed (no juniors). Each player will pitch an estimated 9 games. All games will be cancellation games. There may be ties. Each team shall consist of three (3) players whose total team percentage can be no more than 160 percentage points.

Entry Fee: \$75.00 per team Payback: \$1,200.00

Saturday Team Tournament — November 2-3, 1996

This is a 3-person team tournament and is limited to 24 teams. Teams can be mixed (no juniors). Each player will pitch an estimated 15 games. All games will be cancellation games. There may be ties. Each team shall consist of three (3) players whose total team percentage can be no more than 215 percentage points.

Entry Fee: \$75.00 per team Payback: \$3,000.00

ENTRY FEES MUST BE RECEIVED BY SEPTEMBER 15, 1996

The teams will be divided into groups. Within the groups each player will play every other pitcher except members of his or her own team. All games will be 40-shoe games.

NatStats percentages as of **September 1, 1996**, will be used for placement in groups.

Contact:

Mary C. Bastian, 3730 Old Charlotte Pike, Franklin, TN 37069

Phone: 615-794-5620 (answering machine)

1996 World Horseshoe Pitching CHAMPIONS

In classes with more than one section, the section winner with the highest percentage is listed.

OPEN MEN

| CLASS | PITCHER | HOMETOWN | W-L | % |
|-------|------------------|---------------------|----------|-------|
| Champ | Alan Francis | Defiance, OH | 13-2 | 81.25 |
| A | Brian Simmons | South Berwick, ME | 13.5-1.5 | 81.50 |
| B | Harold Holbrook | Carson City, NV | 14-1 | 63.67 |
| C | Ken Jones | Albuquerque, NM | 14.5-0.5 | 57.17 |
| D | Dennie Edgington | Wichita, KS | 15-0 | 55.83 |
| E | Norbert Boes | Gypsum, CO | 14-1 | 46.50 |
| F | Roy Buhler | Highland, UT | 12.5-2.5 | 46.83 |
| G | Oris Miller | Sarasota, FL | 12-3 | 43.33 |
| H | Milton Renville | Sisseton, SD | 14.5-0.5 | 42.00 |
| I | Henry Lich | Laurel, MT | 15-0 | 46.83 |
| J | Harold Harget | Neward, DE | 13-2 | 42.67 |
| K | Gary Hultin | Bismarck, ND | 12-3 | 40.33 |
| L | Marty McGrath | Clearlake, CA | 12-3 | 37.67 |
| M | Cal Weber | Annandale, MN | 14-1 | 40.50 |
| N | Bob Manion | Channahon, IL | 14-1 | 33.83 |
| O | Arnet Howes | Inman, NE | 14.5-0.5 | 31.17 |
| | Richard Stormont | Mesa, AZ | 14.5-0.5 | 31.17 |
| P | Jeff McDonald | Clifton, CO | 15-0 | 28.83 |
| Q | Bruce Allred | Richfield, UT | *14-2 | 26.56 |
| R | Bill Robertson | White Bear Lake, MN | 14-1 | 21.33 |

OPEN WOMEN

| | | | | |
|-------|------------------|------------------|----------|-------|
| Champ | Bev Nathe | St. Stephen, MN | 15-0 | 81.71 |
| A | Sylvianne Moisan | Quebec, CN | *14-2 | 81.88 |
| B | Connie Filley | West Fargo, ND | *14-2 | 71.84 |
| C | Loree Meier | Independence, MO | 15-0 | 66.33 |
| D | Jane Haufschild | Lake Norden, SD | 12-3 | 56.67 |
| E | Jane Meier | Fon Du Lac, WI | 13-2 | 52.50 |
| F | Reba Wenck | Ona, WV | *14-2 | 53.91 |
| G | Carol Sperber | Bremerton, WA | 11.5-3.5 | 48.33 |
| H | Gloria Smith | Milltown, WI | 12-3 | 44.67 |

Open Women continued next column...

JUNIOR MIXED

| | | | |
|---|--------------------------------|-------|-------|
| A | Branson Miller, Middletown, VA | 14-1 | 77.67 |
| B | Marcus Mosness, Boxeman, MT | 14-1 | 66.17 |
| C | Matt Kiefat, Mapleton, ND | *15-1 | 50.31 |
| D | Chris Padilla, Covina, CA | *14-2 | 43.13 |
| E | Daniel Smith, Gladbrook, IA | 13-2 | 35.17 |
| F | Chad Donarski, Newfolden, MN | 14-1 | 18.50 |

BOYS

| | | | |
|-------|----------------------------|-----|-------|
| Champ | Jeremy Umphries, Tyler, TX | 5-0 | 82.30 |
|-------|----------------------------|-----|-------|

GIRLS

| | | | |
|-------|-----------------------------|-----|-------|
| Champ | Penny Steinke, Waukesha, WI | 5-0 | 70.20 |
|-------|-----------------------------|-----|-------|

*Playoff

Women continued...

| | | | | |
|---|----------------|-----------------------|----------|-------|
| I | Eileen Fox | Dunnellon, FL | 13-3 | 39.22 |
| J | Nancy Husted | Glenburn, ND | 13.5-1.5 | 45.17 |
| K | Gwen Munk | Howell, UT | 12-3 | 32.67 |
| L | Nene McCabe | Gillette, WY | 15-0 | 38.0 |
| M | Edicia Schnell | Sidney, NE | 15-0 | 31.50 |
| N | Donna Zins | Centuria, WI | 13-2 | 34.0 |
| O | Marta Newton | Ellsworth AF Base, SD | 14-1 | 23.0 |

SENIOR MEN

| | | | | |
|-------|---------------|--------------|-------|-------|
| Champ | Ed Arionus | Seguin, TX | 8-1 | 71.02 |
| A | Ed Arionus | Seguin, TX | 14-1 | 70.67 |
| B | Larry Markle | Ontario, CN | 12-3 | 59.33 |
| C | Allan Withrow | Loveland, CO | 14-1 | 59.50 |
| D | Ray Heim | Denver, CO | *15-1 | 51.41 |
| E | Wilf Donald | Alberta, CN | 15-0 | 51.83 |

SENIOR WOMEN

| | | | | |
|-------|---------------|-----------|------|-------|
| Champ | LaVerne Ewing | Salem, OR | *5-1 | 65.69 |
|-------|---------------|-----------|------|-------|


ELDERS

| | | | | |
|-------|---------------|--------------------|-----------|-------|
| Champ | Ray Santana | Farmersville, CA | 4-1 | 76.63 |
| A | Clayton Gage | Milltown, WI | 14-1 | 75.17 |
| B | Jim Gibbons | Grass Valley, CA | 14-1 | 62.67 |
| C | Allan Hillman | Emporia, KS | 12-3 | 60.63 |
| D | Dennis Reid | Bridgeview, IL | 14-1 | 61.83 |
| E | Bill Whitley | Wichita, KS | 14-1 | 61.50 |
| F | Bob Jensen | DeSmet, SD | 14-1 | 57.0 |
| G | Ron Jenkins | Murray, UT | *14.5-1.5 | 50.94 |
| H | Russ Grooms | Sparks, NE | 13-2 | 45.67 |
| I | Jerry Potter | Loveland, CO | 13.5-1.5 | 33.00 |
| J | Walt Murdock | Grand Junction, CO | 15-0 | 32.33 |

THE *Elmer Hohl*™ PITCHING HORSESHOE 

Designed by the best, to improve your game

6 TIME WORLD CHAMPION • 19 TIME CANADIAN CHAMPION



Available exclusively in the U.S.A. through N.H.P.A. distributors or write:

N.H.P.A.
P. O. Box 298, Sutton,
Mass. 01590
Telephone and Fax
(508) 865-9477

In Canada:

HORSESHOE PRODUCTS

Clifford, Ontario
N0G 1M0
Tel: (519) 327-8915
Fax: (519) 327-8838

- N.H.P.A. approved -

The World Tournament

an overview

..... **BY BOB CHAMPION**

OPEN MEN

For the second year in a row, the Men's World Championship went down to the wire with the possibility of a playoff looming on the rafters of the Cam-Plex facility, between Art Tyson from Mt. Vernon, New York and defending Champion Alan Francis.

Francis, now residing in Defiance, Ohio, who was the State and World Champion in past years from Blythedale, Missouri, was paired with Maine's Brian Simmons in the final game of the 15-game round robin.

Francis led the pack at this time with a 12-2 record, one game in front of Tyson, a top ten finisher for many years. The game before, Tyson had defeated Francis 42-34, and was scheduled to face Colorado's Paul LaCrosse, who had cinched fifth place in the tournament. Tyson quickly defeated LaCrosse and the

last quarter of the Francis-Simmons match became the focal point of the tournament. Tyson, New York's finest, calmly stood by waiting his turn to possibly have a chance to compete for the Championship.

After 26 shoes, Francis had doubled the score 18-9. Two frames later Simmons had tied the score and the match remained close until the 42nd shoe, when the 1995 Champion took command at 28-21. Each player scored three to make it 31-24 and three four-deads and one point for Simmons and six for Alan made it 37-25. A three-spot for Brian followed by three four-deads made the score 37-28 before the defending champion nailed a six-bagger for the 1996 World Championship, 43-28.

Alan's answer to a question whether this was the sweetest victory

and another wedding gift for his April bride, the former Amy Brown: "You bet it is!"

Francis closed the game with 81.8% to a 74.2 performance by Simmons, the fourth place finisher. Tyson was second with a 12-3 record. Walter Ray Williams, Jr., a six-time World Champion, was third with a 11-4 mark.

In open men's competition since 1909, there have been 78 championships and 57 of them have been won by just eleven men. They are Ted Allen with 10 titles, followed by Fernando Isais 8, Frank Jackson 7, Elmer Hohl and Walter Ray Williams, Jr. 6 each, Charlie Davis and Francis with four, and three by Danny Kuchcinski, Jim Knisley, Curt Day and Dale Lipovsky.

This was Alan's fourth title in the last eight years, a near dynasty performance.

OPEN WOMEN

It could be said that the Championship final game between defending Champion Sue Snyder from Madisonville, Kentucky and Bev Nathe, St. Stephen, Minnesota be termed "From Rags to Riches." But, in this case it turned out to be "From Lags to Riches."

Nathe trailed in the game from the 8th shoe to the 104th, a long stretch in which Snyder was in control and heading for her third straight Women's title, and fourth overall.

The two superb pitchers battled throughout, with Snyder holding a commanding lead until the final ten minutes of play. She led 27-6 after 46 shoes, 30-7 after 54 and 36-10 two-thirds in the game. Then it happened!

Snyder went scoreless for 20 shoes as Nathe picked at the lead until she reached 30 points and trailed by only six, 90 shoes into the contest. Snyder

then scored on a three ringers three to reach the magic number of 39, needing only one point to win her third straight crown.

After three four-deads, Nathe made it 39-39 on three consecutive three ringers three and the score was knotted for the final toss. Nathe quickly nailed a double and Sue countered with a single ringer before her shoe bounced off the stake to lose, 42-39.

All Snyder could say after the game was: "I had her, I had her." The only consolation for the defending champion is the fact that her overall 88.38 ringer percentage is a new World record, besting the 88.2 set by Sandy (McLachlin) Janssens in 1987 at Eau Claire, Wisconsin.

Before Nathe's rooters came by to break up the interview, she kept saying "I'm shaking, I'm shaking. I don't believe it. Even if it happens again

in the future—this is the best!"

It is interesting to note that the top four women completed the tournament with over 80% ringers—Nathe, Snyder, Sylvianne Moisan from Canada and Amy Francis (see standings for the figures).

Nathe is one of 26 women to win the coveted title. The list is headed by 10-time World Champion Vicki Winston, Missouri, who was unable to compete this year due to a sciatic nerve problem. Other women who have won three titles or more are Laura Lanham, Illinois 6; Ruth Hangen, New York and Phyllis Negaard, Minnesota and Mayme Francisco, Ohio each with 5; Snyder, Tari Powell, Illinois and Sue Gillespie, Indiana each have won three titles.

Since 1953, Vicki Winston has missed only four World tournaments. She attended two of the four, but did not pitch.

SENIOR MEN

Ed Arionus from Seguin, Texas, captured the Senior Men's World title, two games in front of Ohio's John Brown and Art Sperber from Washington, who both closed with 6-3 records.

Arionus entered and closed with almost the same ringer percentages, starting at 71.04 and closing with an 8-1 record and 71.02 percent.

The Senior Champion defeated Howard Weitzel from Canada, 41-28 in the final game, although the outcome had little to do with the final standings.

Eighteen Seniors have won the title dating back to 1960 with John Paxton of Iowa and Stan Manker, Ohio each winning five. Carl Steinfeldt from New York and Florida nailed three.

SENIOR WOMEN

LaVerne Ewing from Salem, Oregon, survived a three woman playoff to capture the Senior Women's World title, her first World conquest.

Only three other women have won titles since the division was originated in 1989. Cyrene Srenaski from Wisconsin was the first winner and still holds the record for consecutive ringers with 14, tied with Marge Spray from Florida. Spray won the next three years and after two years when the division was not held, Teddy Guillotte from California took the crown last year.

In the 1996 playoff Shirley Kooy, Alberta, Canada defeated Eugene, Oregon's Patty Sapp 41-23 with a 60% effort. Trailing 22-19 after 42 shoes, Ewing collected 18 straight points, allowing only one point after 58 shoes before closing the contest with four points in the final inning to defeat Kooy and take the title.

ELDERS

Ray Santana from Farmersville, California lost his first game to Canada's Russ Christopher, but rallied to win four straight and cop the 1996 Elders championship with a 4-1 record.

Santana defeated Don Harris from Missouri, 41-22, in the final game to cement the title. Christopher finished second with a 3-2 record, followed by Clayton Gage, Wisconsin; Harris, Ralph Maylahn, Wisconsin and Jim Pagliarulo, Connecticut.

The champion entered the tournament with a 70.67 ringer percentage, closing with an impressive 76.63. In fact, all six finalists entered and finished with percentages over 70%.

BOYS

Jeremy Umphries from Tyler, Texas, saved the best for last when he shot a whopping 89.5% in the final game to defeat Branson Miller from Virginia, 41-3 to complete a 5-game sweep and win the 1996 Boys World Championship. Miller finished second and Michael Newton from the Ellsworth Air Force base in South Dakota was third.

"I hope to make it two-in-a-row next year in Canada," replied the polite winner when asked if he would be back next year.

Umphries worked hard to gain the top spot. He finished seventh last year at Perry, Georgia and spent many hours honing his game for Gillette.

The 16-year old pitcher accompanied his father to West Virginia to practice two weeks before the World, then pitched in the Belle Fourche tournament in South Dakota the weekend prior to World action.

The 1996 Champion entered this year's event with a 73.11% average and closed out play with a superb 82.30 for the five games. Incidentally, the World record for a complete tournament was set in 1975 by John Passmore from Indiana in 7 games, a tremendous 89.5.

GIRLS

Eighteen-year old Penny Steinke from Waukesha successfully defended her title, two consecutive undefeated tournaments. She defeated Becky Kemper from Kentucky in the final game, 43-23. Kemper finished third this year, one

game behind Rebecca King from Oklahoma.

Penny's success comes from her practice routine—200 shoes each day with determination to improve.

"I was excited about my 70% performance in the World almost as much as the title. It was the first time I had cleared the 50% plateau in State or World competition. Her final figure last year at Perry, Georgia was 59.2%. Two years ago in Syracuse, New York, Penny finished third.

Next year Steinke will compete in the Women's Open Division in Kitchener, Ontario, Canada.

Steinke is the 20th girl to win the coveted junior title since the division began in 1967. Debby Bestul, Wisconsin has won four titles to lead the pack. Celeste Polak, Texas has won three with two each going to Jennifer Reno, Ohio; Linda Patenaude, Maine; and Bonie Boser, Minnesota.

The 1996 World Tournament in Gillette, Wyoming

ON TOP OF THE WORLD

by Ed Quigley

For two weeks while the 100th Olympics was making noise in the steamy, deep south, the 78th World Horseshoe Pitching Tournament roundup was quietly happening on the high plains.

Our 1,500 pitchers competed in the comfort of the Cam-Plex in the beautiful and friendly Black Hills community of Gillette, WY.

There were some record performances on the courts, both expected and unexpected, and a lot of close shaves. A 71 year old lefthander pitched righthanded. Was that a record, of sorts?

Game-related sales were brisk. The Press Room was also busy, producing 16 daily newsletters, a record number. Also, many Sportscasts over KIML, the local radio station.

A 1996 inductee into the Hall of Fame proved to be a very wise and timely choice by proceeding to win the 1996 Men's World Championship. Could be the first time that's happened.


Coal trains and American Legion baseball are hallmarks of Gillette and Tuff-E-Nuff is seeking that same distinction in horseshoes.

I always thought it was just a song, but we did see buffalo roam and the deer and antelope play. I always heard an encouraging word, the crowd was not rowdy, no way.

And what about that great clay?! According to a Cam-Plex employee, the clay is to be carefully packaged and stored on-site, for future use.

I'll look forward to being a high plains drifter again.

Wishoe the Best!



Some Key Cam-Plex People

Top, left to right:

Jami Stafford, Marketing Coordinator







Delight Harris, Facilities Coordinator

Rex Brown, Marketing Manager

Bottom:

Jimmy Williams, Facilities Director

with wife Nancy, Beverage Hostess



Top (left to right):


Jack Freeman, Stokes Award; Alan Francis, Hall of Fame; Dick Hansen, Presidential Award

Bottom (left to right)

Elwyn Cooper, RD of the Year; Jim and Cam Shilling, Achievement;

Jim Haupt, Achievement

Men's Division



Championship Class

Men's Champion—Alan Francis

MENS DIVISION - CHAMPIONSHIP CLASS 1996 WORLD

| Pos | Name | State | Ent | Av | W | L | R | SP | % |
|-----|------------------------|-------|-------|----|----|-----|------|-------|---|
| 1. | Alan Francis | OH | 82.00 | 13 | 2 | 767 | 944 | 81.25 | |
| 2. | Art Tyson | NY | 77.83 | 12 | 3 | 799 | 1004 | 79.58 | |
| 3. | Walter Ray Williams Jr | CA | 71.00 | 11 | 4 | 717 | 958 | 74.84 | |
| 4. | Brian Simmons | ME | 81.50 | 10 | 5 | 761 | 976 | 77.97 | |
| 5. | Paul LaCrosse | CO | 77.67 | 9 | 6 | 683 | 904 | 75.55 | |
| 6. | Mark Baumann | MN | 69.67 | 9 | 6 | 685 | 932 | 73.50 | |
| 7. | Stan Griggs | MO | 72.67 | 8 | 7 | 781 | 1028 | 75.97 | |
| 8. | Dale Lipovsky | MN | 72.83 | 8 | 7 | 727 | 984 | 73.88 | |
| 9. | Jim Walters | OH | 75.67 | 8 | 7 | 711 | 974 | 73.00 | |
| 10. | Rich Pintor | CO | 73.00 | 7 | 8 | 704 | 960 | 73.33 | |
| 11. | Mark Seibold | IN | 74.33 | 6 | 9 | 634 | 886 | 71.56 | |
| 12. | Kevin Cone | IA | 76.50 | 5 | 10 | 705 | 968 | 72.83 | |
| 13. | N.A. Moore | NC | 71.33 | 5 | 10 | 602 | 880 | 68.41 | |
| 14. | Stephen Kuchcinski | PA | 73.00 | 3 | 12 | 669 | 952 | 70.27 | |
| 15. | Tommy Gann | NC | 72.17 | 3 | 12 | 621 | 896 | 69.31 | |
| 16. | Rick Cale | WV | 70.17 | 3 | 12 | 551 | 818 | 67.36 | |

MENS DIVISION - CHAMPIONSHIP CLASS 1996 WORLD

1. Alan Francis-OH

| OPPONENT'S NAME | SCORE | R | SP | % |
|------------------------------|---------|----|-----|------|
| 1. Mark Baumann-MN | 40 / 20 | 40 | 50 | 80.0 |
| 2. Rick Cale-WV | 40 / 10 | 43 | 50 | 86.0 |
| 3. Walter Ray Williams Jr-CA | 41 / 21 | 46 | 56 | 82.1 |
| 4. N.A. Moore-NC | 41 / 3 | 18 | 22 | 81.8 |
| 5. Tommy Gann-NC | 42 / 24 | 60 | 72 | 83.3 |
| 6. Stan Griggs-MO | 33 / 40 | 58 | 78 | 74.4 |
| 7. Dale Lipovsky-MN | 43 / 33 | 74 | 90 | 82.2 |
| 8. Rich Pintor-CO | 41 / 21 | 50 | 64 | 78.1 |
| 9. Stephen Kuchcinski-PA | 40 / 13 | 28 | 34 | 82.4 |
| 10. Jim Walters-OH | 45 / 17 | 65 | 76 | 85.5 |
| 11. Mark Seibold-IN | 42 / 15 | 44 | 54 | 81.5 |
| 12. Kevin Cone-IA | 40 / 25 | 52 | 66 | 78.8 |
| 13. Paul LaCrosse-CO | 40 / 19 | 46 | 56 | 82.1 |
| 14. Art Tyson-NY | 34 / 42 | 89 | 110 | 80.9 |
| 15. Brian Simmons-ME | 43 / 28 | 54 | 66 | 81.8 |

WINS- 13 LOSSES- 2 POINTS - 605 767 944 81.3

3. Walter Ray Williams Jr-CA

| OPPONENT'S NAME | SCORE | R | SP | % |
|--------------------------|---------|----|----|------|
| 1. Art Tyson-NY | 40 / 28 | 50 | 62 | 80.6 |
| 2. Brian Simmons-ME | 10 / 40 | 43 | 60 | 71.7 |
| 3. Alan Francis-OH | 21 / 41 | 40 | 56 | 71.4 |
| 4. Paul LaCrosse-CO | 42 / 28 | 38 | 56 | 67.9 |
| 5. Mark Seibold-IN | 42 / 0 | 41 | 44 | 93.2 |
| 6. Jim Walters-OH | 25 / 41 | 44 | 62 | 71.0 |
| 7. Kevin Cone-IA | 41 / 32 | 48 | 66 | 72.7 |
| 8. Stephen Kuchcinski-PA | 40 / 39 | 50 | 74 | 67.6 |
| 9. Stan Griggs-MO | 24 / 41 | 66 | 84 | 78.6 |
| 10. Rich Pintor-CO | 40 / 39 | 62 | 86 | 72.1 |
| 11. Dale Lipovsky-MN | 40 / 37 | 45 | 64 | 70.3 |
| 12. Tommy Gann-NC | 42 / 20 | 39 | 48 | 81.3 |
| 13. Rick Cale-WV | 42 / 37 | 54 | 70 | 77.1 |
| 14. Mark Baumann-MN | 40 / 35 | 59 | 76 | 77.6 |
| 15. N.A. Moore-NC | 41 / 18 | 38 | 50 | 76.0 |

WINS- 11 LOSSES- 4 POINTS - 530 717 958 74.8

5. Paul LaCrosse-CO

| OPPONENT'S NAME | SCORE | R | SP | % |
|------------------------------|---------|----|----|------|
| 1. N.A. Moore-NC | 41 / 16 | 53 | 64 | 82.8 |
| 2. Mark Baumann-MN | 39 / 41 | 56 | 78 | 71.8 |
| 3. Rick Cale-WV | 41 / 27 | 56 | 72 | 77.8 |
| 4. Walter Ray Williams Jr-CA | 28 / 42 | 35 | 56 | 62.5 |
| 5. Rich Pintor-CO | 18 / 41 | 28 | 46 | 60.9 |
| 6. Tommy Gann-NC | 40 / 13 | 51 | 58 | 87.9 |
| 7. Stan Griggs-MO | 27 / 42 | 64 | 84 | 76.2 |
| 8. Dale Lipovsky-MN | 40 / 18 | 47 | 56 | 83.9 |
| 9. Kevin Cone-IA | 42 / 36 | 44 | 62 | 71.0 |
| 10. Mark Seibold-IN | 40 / 7 | 40 | 50 | 80.0 |
| 11. Stephen Kuchcinski-PA | 44 / 24 | 47 | 58 | 81.0 |
| 12. Jim Walters-OH | 45 / 17 | 40 | 52 | 76.9 |
| 13. Alan Francis-OH | 19 / 40 | 38 | 56 | 67.9 |
| 14. Brian Simmons-ME | 40 / 16 | 55 | 64 | 85.9 |
| 15. Art Tyson-NY | 6 / 42 | 29 | 48 | 60.4 |

WINS- 9 LOSSES- 6 POINTS - 510 683 904 75.6

7. Stan Griggs-MO

| OPPONENT'S NAME | SCORE | R | SP | % |
|------------------------------|---------|----|----|------|
| 1. Jim Walters-OH | 17 / 43 | 38 | 58 | 65.5 |
| 2. Kevin Cone-IA | 40 / 27 | 48 | 62 | 77.4 |
| 3. Stephen Kuchcinski-PA | 41 / 23 | 40 | 54 | 74.1 |
| 4. Mark Seibold-IN | 27 / 42 | 51 | 70 | 72.9 |
| 5. Brian Simmons-ME | 25 / 40 | 39 | 60 | 65.0 |
| 6. Alan Francis-OH | 40 / 33 | 60 | 78 | 76.9 |
| 7. Paul LaCrosse-CO | 42 / 27 | 69 | 84 | 82.1 |
| 8. Art Tyson-NY | 38 / 40 | 62 | 78 | 79.5 |
| 9. Walter Ray Williams Jr-CA | 41 / 24 | 72 | 84 | 85.7 |
| 10. Mark Baumann-MN | 23 / 40 | 52 | 72 | 72.2 |
| 11. N.A. Moore-NC | 37 / 42 | 55 | 78 | 70.5 |
| 12. Rick Cale-WV | 40 / 13 | 41 | 50 | 82.0 |
| 13. Dale Lipovsky-MN | 19 / 42 | 37 | 56 | 66.1 |
| 14. Rich Pintor-CO | 41 / 35 | 71 | 86 | 82.6 |
| 15. Tommy Gann-NC | 41 / 16 | 46 | 58 | 79.3 |

WINS- 8 LOSSES- 7 POINTS - 512 781 1028 76.0

2. Art Tyson-NY

| OPPONENT'S NAME | SCORE | R | SP | % |
|------------------------------|---------|----|-----|------|
| 1. Walter Ray Williams Jr-CA | 28 / 40 | 46 | 62 | 74.2 |
| 2. N.A. Moore-NC | 35 / 41 | 42 | 62 | 67.7 |
| 3. Mark Baumann-MN | 44 / 28 | 67 | 82 | 81.7 |
| 4. Rick Cale-WV | 42 / 12 | 44 | 48 | 91.7 |
| 5. Dale Lipovsky-MN | 36 / 41 | 47 | 70 | 67.1 |
| 6. Rich Pintor-CO | 42 / 20 | 48 | 62 | 77.4 |
| 7. Tommy Gann-NC | 41 / 21 | 64 | 80 | 80.0 |
| 8. Stan Griggs-MO | 40 / 38 | 63 | 78 | 80.8 |
| 9. Jim Walters-OH | 44 / 19 | 47 | 56 | 83.9 |
| 10. Stephen Kuchcinski-PA | 40 / 31 | 55 | 70 | 78.6 |
| 11. Kevin Cone-IA | 40 / 35 | 48 | 62 | 77.4 |
| 12. Mark Seibold-IN | 43 / 4 | 43 | 50 | 86.0 |
| 13. Brian Simmons-ME | 43 / 22 | 54 | 64 | 84.4 |
| 14. Alan Francis-OH | 42 / 34 | 92 | 110 | 83.6 |
| 15. Paul LaCrosse-CO | 42 / 6 | 39 | 48 | 81.3 |

WINS- 12 LOSSES- 3 POINTS - 602 799 1004 79.6

4. Brian Simmons-ME

| OPPONENT'S NAME | SCORE | R | SP | % |
|------------------------------|---------|----|----|------|
| 1. Rick Cale-WV | 40 / 4 | 29 | 32 | 90.6 |
| 2. Walter Ray Williams Jr-CA | 40 / 10 | 52 | 60 | 86.7 |
| 3. N.A. Moore-NC | 41 / 10 | 47 | 56 | 83.9 |
| 4. Mark Baumann-MN | 42 / 9 | 32 | 38 | 84.2 |
| 5. Stan Griggs-MO | 40 / 25 | 44 | 60 | 73.3 |
| 6. Dale Lipovsky-MN | 29 / 44 | 60 | 82 | 73.2 |
| 7. Rich Pintor-CO | 42 / 33 | 49 | 64 | 76.6 |
| 8. Tommy Gann-NC | 40 / 19 | 37 | 46 | 80.4 |
| 9. Mark Seibold-IN | 30 / 42 | 71 | 92 | 77.2 |
| 10. Kevin Cone-IA | 40 / 35 | 67 | 88 | 76.1 |
| 11. Jim Walters-OH | 41 / 24 | 69 | 80 | 86.3 |
| 12. Stephen Kuchcinski-PA | 40 / 37 | 62 | 84 | 73.8 |
| 13. Art Tyson-NY | 22 / 43 | 47 | 64 | 73.4 |
| 14. Paul LaCrosse-CO | 16 / 40 | 46 | 64 | 71.9 |
| 15. Alan Francis-OH | 28 / 43 | 49 | 66 | 74.2 |

WINS- 10 LOSSES- 5 POINTS - 531 761 976 78.0

6. Mark Baumann-MN

| OPPONENT'S NAME | SCORE | R | SP | % |
|-------------------------------|---------|----|----|------|
| 1. Alan Francis-OH | 20 / 40 | 33 | 50 | 66.0 |
| 2. Paul LaCrosse-CO | 41 / 39 | 56 | 78 | 71.8 |
| 3. Art Tyson-NY | 28 / 44 | 61 | 82 | 74.4 |
| 4. Brian Simmons-ME | 9 / 42 | 22 | 38 | 57.9 |
| 5. Kevin Cone-IA | 12 / 40 | 39 | 58 | 67.2 |
| 6. Stephen Kuchcinski-PA | 41 / 16 | 42 | 54 | 77.8 |
| 7. Mark Seibold-IN | 40 / 12 | 31 | 40 | 77.5 |
| 8. Jim Walters-OH | 32 / 40 | 52 | 72 | 72.2 |
| 9. Rich Pintor-CO | 40 / 37 | 50 | 66 | 75.8 |
| 10. Stan Griggs-MO | 40 / 23 | 57 | 72 | 79.2 |
| 11. Tommy Gann-NC | 42 / 25 | 60 | 78 | 76.9 |
| 12. Dale Lipovsky-MN | 44 / 13 | 49 | 60 | 81.7 |
| 13. N.A. Moore-NC | 43 / 23 | 56 | 54 | 66.7 |
| 14. Walter Ray Williams Jr-CA | 35 / 40 | 56 | 76 | 73.7 |
| 15. Rick Cale-WV | 44 / 18 | 41 | 54 | 75.9 |

WINS- 9 LOSSES- 6 POINTS - 511 685 932 73.5

8. Dale Lipovsky-MN

| OPPONENT'S NAME | SCORE | R | SP | % |
|-------------------------------|---------|----|----|------|
| 1. Mark Seibold-IN | 10 / 40 | 27 | 44 | 61.4 |
| 2. Jim Walters-OH | 43 / 25 | 73 | 84 | 86.9 |
| 3. Kevin Cone-IA | 42 / 33 | 56 | 74 | 75.7 |
| 4. Stephen Kuchcinski-PA | 40 / 33 | 60 | 82 | 73.2 |
| 5. Art Tyson-NY | 41 / 36 | 50 | 70 | 71.4 |
| 6. Brian Simmons-ME | 44 / 29 | 66 | 82 | 80.5 |
| 7. Alan Francis-OH | 33 / 43 | 70 | 90 | 77.8 |
| 8. Paul LaCrosse-CO | 18 / 40 | 40 | 56 | 71.4 |
| 9. Rick Cale-WV | 40 / 15 | 40 | 48 | 83.3 |
| 10. N.A. Moore-NC | 45 / 28 | 46 | 64 | 71.9 |
| 11. Walter Ray Williams Jr-CA | 37 / 40 | 44 | 64 | 68.8 |
| 12. Mark Baumann-MN | 13 / 44 | 40 | 60 | 66.7 |
| 13. Stan Griggs-MO | 42 / 19 | 44 | 56 | 78.6 |
| 14. Tommy Gann-NC | 27 / 42 | 27 | 46 | 58.7 |
| 15. Rich Pintor-CO | 18 / 42 | 44 | 64 | 68.8 |

WINS- 8 LOSSES- 7 POINTS - 493 727 984 73.9

9. Jim Walters-OH

| OPPONENT'S NAME | SCORE | R | SP | % |
|------------------------------|---------|----|----|------|
| 1. Stan Griggs-MO | 43 / 17 | 47 | 58 | 81.0 |
| 2. Dale Lipovsky-MN | 25 / 43 | 67 | 84 | 79.8 |
| 3. Rich Pintor-CO | 19 / 41 | 25 | 42 | 59.5 |
| 4. Tommy Gann-NC | 41 / 15 | 53 | 66 | 80.3 |
| 5. Rick Cale-WV | 20 / 41 | 27 | 46 | 58.7 |
| 6. Walter Ray Williams Jr-CA | 41 / 25 | 49 | 62 | 79.0 |
| 7. N.A. Moore-NC | 40 / 30 | 43 | 62 | 69.4 |
| 8. Mark Baumann-MN | 40 / 32 | 54 | 72 | 75.0 |
| 9. Art Tyson-NY | 19 / 44 | 39 | 56 | 69.6 |
| 10. Alan Francis-OH | 17 / 45 | 56 | 76 | 73.7 |
| 11. Brian Simmons-ME | 24 / 41 | 64 | 80 | 80.0 |
| 12. Paul LaCrosse-CO | 17 / 45 | 30 | 52 | 57.7 |
| 13. Mark Seibold-IN | 42 / 26 | 49 | 72 | 68.1 |
| 14. Stephen Kuchcinski-PA | 42 / 33 | 57 | 76 | 75.0 |
| 15. Kevin Cone-IA | 40 / 32 | 51 | 70 | 72.9 |

WINS- 8 LOSSES- 7 POINTS - 470 711 974 73.0

11. Mark Seibold-IN

| OPPONENT'S NAME | SCORE | R | SP | % |
|------------------------------|---------|----|----|------|
| 1. Dale Lipovsky-MN | 40 / 10 | 36 | 44 | 81.8 |
| 2. Rich Pintor-CO | 42 / 15 | 33 | 42 | 78.6 |
| 3. Tommy Gann-NC | 41 / 20 | 40 | 50 | 80.0 |
| 4. Stan Griggs-MO | 42 / 27 | 56 | 70 | 80.0 |
| 5. Walter Ray Williams Jr-CA | 0 / 42 | 28 | 44 | 63.6 |
| 6. N.A. Moore-NC | 39 / 42 | 65 | 82 | 79.3 |
| 7. Mark Baumann-MN | 12 / 40 | 21 | 40 | 52.5 |
| 8. Rick Cale-WV | 44 / 37 | 43 | 58 | 74.1 |
| 9. Brian Simmons-ME | 42 / 30 | 75 | 92 | 81.5 |
| 10. Paul LaCrosse-CO | 7 / 40 | 29 | 50 | 58.0 |
| 11. Alan Francis-OH | 15 / 42 | 36 | 54 | 66.7 |
| 12. Art Tyson-NY | 4 / 43 | 31 | 50 | 62.0 |
| 13. Jim Walters-OH | 26 / 42 | 44 | 72 | 61.1 |
| 14. Kevin Cone-IA | 32 / 42 | 64 | 86 | 74.4 |
| 15. Stephen Kuchcinski-PA | 27 / 41 | 33 | 52 | 63.5 |

WINS- 6 LOSSES- 9 POINTS - 413 634 886 71.6

13. N.A. Moore-NC

| OPPONENT'S NAME | SCORE | R | SP | % |
|-------------------------------|---------|----|----|------|
| 1. Paul LaCrosse-CO | 16 / 41 | 46 | 64 | 71.9 |
| 2. Art Tyson-NY | 41 / 35 | 44 | 62 | 71.0 |
| 3. Brian Simmons-ME | 10 / 41 | 38 | 56 | 67.9 |
| 4. Alan Francis-OH | 3 / 41 | 6 | 22 | 27.3 |
| 5. Stephen Kuchcinski-PA | 36 / 40 | 53 | 74 | 71.6 |
| 6. Mark Seibold-IN | 42 / 39 | 67 | 82 | 81.7 |
| 7. Jim Walters-OH | 30 / 40 | 40 | 62 | 64.5 |
| 8. Kevin Cone-IA | 13 / 40 | 40 | 58 | 69.0 |
| 9. Tommy Gann-NC | 19 / 40 | 25 | 44 | 56.8 |
| 10. Dale Lipovsky-MN | 28 / 45 | 40 | 64 | 62.5 |
| 11. Stan Griggs-MO | 42 / 37 | 57 | 78 | 73.1 |
| 12. Rich Pintor-CO | 42 / 36 | 60 | 78 | 76.9 |
| 13. Mark Baumann-MN | 23 / 43 | 31 | 54 | 57.4 |
| 14. Rick Cale-WV | 40 / 18 | 23 | 32 | 71.9 |
| 15. Walter Ray Williams Jr-CA | 18 / 41 | 32 | 50 | 64.0 |

WINS- 5 LOSSES- 10 POINTS - 403 602 880 68.4

15. Tommy Gann-NC

| OPPONENT'S NAME | SCORE | R | SP | % |
|-------------------------------|---------|----|----|------|
| 1. Kevin Cone-IA | 16 / 41 | 18 | 36 | 50.0 |
| 2. Stephen Kuchcinski-PA | 24 / 41 | 43 | 62 | 69.4 |
| 3. Mark Seibold-IN | 20 / 41 | 33 | 50 | 66.0 |
| 4. Jim Walters-OH | 15 / 41 | 45 | 66 | 68.2 |
| 5. Alan Francis-OH | 24 / 42 | 55 | 72 | 76.4 |
| 6. Paul LaCrosse-CO | 13 / 40 | 42 | 58 | 72.4 |
| 7. Art Tyson-NY | 21 / 41 | 57 | 80 | 71.3 |
| 8. Brian Simmons-ME | 19 / 40 | 30 | 46 | 65.2 |
| 9. N.A. Moore-NC | 40 / 19 | 32 | 44 | 72.7 |
| 10. Rick Cale-WV | 41 / 36 | 51 | 72 | 70.8 |
| 11. Mark Baumann-MN | 25 / 42 | 55 | 78 | 70.5 |
| 12. Walter Ray Williams Jr-CA | 20 / 42 | 31 | 48 | 64.6 |
| 13. Rich Pintor-CO | 39 / 41 | 60 | 80 | 75.0 |
| 14. Dale Lipovsky-MN | 42 / 27 | 31 | 46 | 67.4 |
| 15. Stan Griggs-MO | 16 / 41 | 38 | 58 | 65.5 |

WINS- 3 LOSSES- 12 POINTS - 375 621 896 69.3

10. Rich Pintor-CO

| OPPONENT'S NAME | SCORE | R | SP | % |
|-------------------------------|---------|----|----|------|
| 1. Stephen Kuchcinski-PA | 40 / 21 | 34 | 48 | 70.8 |
| 2. Mark Seibold-IN | 15 / 42 | 24 | 42 | 57.1 |
| 3. Jim Walters-OH | 41 / 19 | 32 | 42 | 76.2 |
| 4. Kevin Cone-IA | 42 / 22 | 50 | 62 | 80.6 |
| 5. Paul LaCrosse-CO | 41 / 18 | 34 | 46 | 73.9 |
| 6. Art Tyson-NY | 20 / 42 | 41 | 62 | 66.1 |
| 7. Brian Simmons-ME | 33 / 42 | 45 | 64 | 70.3 |
| 8. Alan Francis-OH | 21 / 41 | 43 | 64 | 67.2 |
| 9. Mark Baumann-MN | 37 / 40 | 48 | 66 | 72.7 |
| 10. Walter Ray Williams Jr-CA | 39 / 40 | 62 | 86 | 72.1 |
| 11. Rick Cale-WV | 44 / 30 | 54 | 70 | 77.1 |
| 12. N.A. Moore-NC | 36 / 42 | 56 | 78 | 71.8 |
| 13. Tommy Gann-NC | 41 / 39 | 60 | 80 | 75.0 |
| 14. Stan Griggs-MO | 35 / 41 | 69 | 86 | 80.2 |
| 15. Dale Lipovsky-MN | 42 / 18 | 52 | 64 | 81.3 |

WINS- 7 LOSSES- 8 POINTS - 527 704 960 73.3

12. Kevin Cone-IA

| OPPONENT'S NAME | SCORE | R | SP | % |
|------------------------------|---------|----|----|------|
| 1. Tommy Gann-NC | 41 / 16 | 25 | 36 | 69.4 |
| 2. Stan Griggs-MO | 27 / 40 | 43 | 62 | 69.4 |
| 3. Dale Lipovsky-MN | 33 / 42 | 53 | 74 | 71.6 |
| 4. Rich Pintor-CO | 22 / 42 | 44 | 62 | 71.0 |
| 5. Mark Baumann-MN | 40 / 12 | 49 | 58 | 84.5 |
| 6. Rick Cale-WV | 22 / 41 | 33 | 52 | 63.5 |
| 7. Walter Ray Williams Jr-CA | 32 / 41 | 44 | 66 | 66.7 |
| 8. N.A. Moore-NC | 40 / 13 | 48 | 58 | 82.8 |
| 9. Paul LaCrosse-CO | 36 / 42 | 41 | 62 | 66.1 |
| 10. Brian Simmons-ME | 35 / 40 | 66 | 88 | 75.0 |
| 11. Art Tyson-NY | 35 / 40 | 46 | 62 | 74.2 |
| 12. Alan Francis-OH | 25 / 40 | 46 | 66 | 69.7 |
| 13. Stephen Kuchcinski-PA | 41 / 17 | 53 | 66 | 80.3 |
| 14. Mark Seibold-IN | 42 / 32 | 66 | 86 | 76.7 |
| 15. Jim Walters-OH | 32 / 40 | 48 | 70 | 68.6 |

WINS- 5 LOSSES- 10 POINTS - 503 705 968 72.8

14. Stephen Kuchcinski-PA

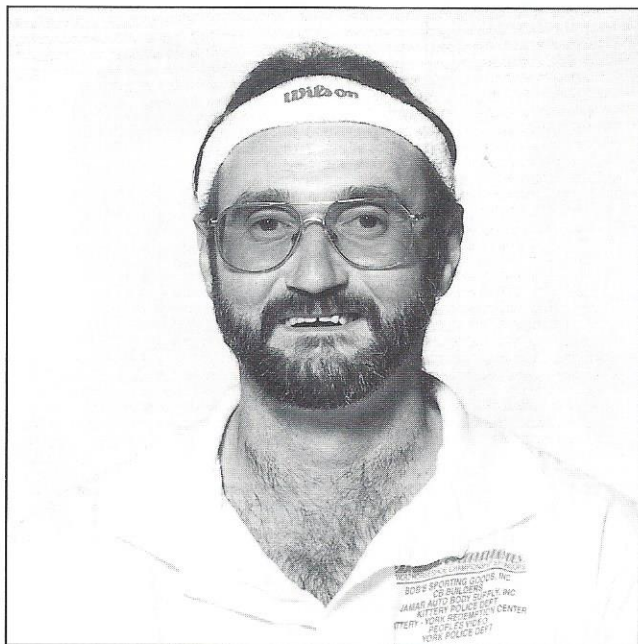
| OPPONENT'S NAME | SCORE | R | SP | % |
|------------------------------|---------|----|----|------|
| 1. Rich Pintor-CO | 21 / 40 | 29 | 48 | 60.4 |
| 2. Tommy Gann-NC | 41 / 24 | 49 | 62 | 79.0 |
| 3. Stan Griggs-MO | 23 / 41 | 34 | 54 | 63.0 |
| 4. Dale Lipovsky-MN | 33 / 40 | 59 | 82 | 72.0 |
| 5. N.A. Moore-NC | 40 / 36 | 54 | 74 | 73.0 |
| 6. Mark Baumann-MN | 16 / 41 | 35 | 54 | 64.8 |
| 7. Rick Cale-WV | 33 / 40 | 42 | 64 | 65.6 |
| 8. Walter Ray Williams Jr-CA | 39 / 40 | 53 | 74 | 71.6 |
| 9. Alan Francis-OH | 13 / 40 | 19 | 34 | 55.9 |
| 10. Art Tyson-NY | 31 / 40 | 53 | 70 | 75.7 |
| 11. Paul LaCrosse-CO | 24 / 44 | 41 | 58 | 70.7 |
| 12. Brian Simmons-ME | 37 / 40 | 63 | 84 | 75.0 |
| 13. Kevin Cone-IA | 17 / 41 | 46 | 66 | 69.7 |
| 14. Jim Walters-OH | 33 / 42 | 54 | 76 | 71.1 |
| 15. Mark Seibold-IN | 41 / 27 | 38 | 52 | 73.1 |

WINS- 3 LOSSES- 12 POINTS - 442 669 952 70.3


16. Rick Cale-WV

| OPPONENT'S NAME | SCORE | R | SP | % |
|-------------------------------|---------|----|----|------|
| 1. Brian Simmons-ME | 4 / 40 | 17 | 32 | 53.1 |
| 2. Alan Francis-OH | 10 / 40 | 33 | 50 | 66.0 |
| 3. Paul LaCrosse-CO | 27 / 41 | 50 | 72 | 69.4 |
| 4. Art Tyson-NY | 12 / 42 | 34 | 48 | 70.8 |
| 5. Jim Walters-OH | 41 / 20 | 34 | 46 | 73.9 |
| 6. Kevin Cone-IA | 41 / 22 | 38 | 52 | 73.1 |
| 7. Stephen Kuchcinski-PA | 40 / 33 | 43 | 64 | 67.2 |
| 8. Mark Seibold-IN | 37 / 44 | 41 | 58 | 70.7 |
| 9. Dale Lipovsky-MN | 15 / 40 | 31 | 48 | 64.6 |
| 10. Tommy Gann-NC | 36 / 41 | 48 | 72 | 66.7 |
| 11. Rich Pintor-CO | 30 / 44 | 50 | 70 | 71.4 |
| 12. Stan Griggs-MO | 13 / 40 | 33 | 50 | 66.0 |
| 13. Walter Ray Williams Jr-CA | 37 / 42 | 51 | 70 | 72.9 |
| 14. N.A. Moore-NC | 18 / 40 | 16 | 32 | 50.0 |
| 15. Mark Baumann-MN | 18 / 44 | 32 | 54 | 59.3 |

WINS- 3 LOSSES- 12 POINTS - 379 551 818 67.4



Brian Simmons—A-1




Jim Walters—A-2

MENS DIVISION A-1 1996 WORLD


| Pos | Name | State | EntAv | W | L | R | SP | % |
|-----|------------------------|-------|-------|------|-----|-----|-----|-------|
| 1. | Brian Simmons | ME | 81.27 | 13.5 | 1.5 | 489 | 600 | 81.50 |
| 2. | Alan Francis | OH | 85.23 | 12 | 3 | 492 | 600 | 82.00 |
| 3. | Art Tyson | NY | 81.14 | 11 | 4 | 467 | 600 | 77.83 |
| 4. | Mark Seibold | IN | 76.40 | 10 | 5 | 446 | 600 | 74.33 |
| 5. | Stan Griggs | MO | 76.78 | 10 | 5 | 436 | 600 | 72.67 |
| 6. | Kevin Cone | IA | 75.00 | 9.5 | 5.5 | 459 | 600 | 76.50 |
| 7. | Paul LaCrosse | CO | 73.56 | 9 | 6 | 466 | 600 | 77.67 |
| 8. | Walter Ray Williams Jr | CA | 82.52 | 8 | 7 | 426 | 600 | 71.00 |
| 9. | Mark Baumann | MN | 75.67 | 7 | 8 | 418 | 600 | 69.67 |
| 10. | Dale Lipovsky | MN | 79.14 | 6.5 | 8.5 | 437 | 600 | 72.83 |
| 11. | Rich Pintor | CO | 72.57 | 6 | 9 | 438 | 600 | 73.00 |
| 12. | Rick Cale | WV | 77.04 | 6 | 9 | 421 | 600 | 70.17 |
| 13. | Chad Hyatt | IN | 74.08 | 5.5 | 9.5 | 414 | 600 | 69.00 |
| 14. | Kurt Von Kleist Jr | PA | 73.94 | 4 | 11 | 381 | 600 | 63.50 |
| 15. | Jim Knisley | OH | 73.96 | 2 | 13 | 358 | 600 | 59.67 |
| 16. | PACER PACER | | 0.00 | 0 | 15 | 0 | 0 | 0.00 |

MENS DIVISION A-2 1996 WORLD


| Pos | Name | State | EntAv | W | L | R | SP | % |
|-----|--------------------|-------|-------|------|-----|-----|-----|-------|
| 1. | Jim Walters | OH | 72.03 | 14 | 1 | 454 | 600 | 75.67 |
| 2. | Tommy Gann | NC | 69.76 | 10.5 | 4.5 | 433 | 600 | 72.17 |
| 3. | Stephen Kuchcinski | PA | 71.84 | 9 | 6 | 438 | 600 | 73.00 |
| 4. | N. A. Moore | NC | 70.81 | 9 | 6 | 428 | 600 | 71.33 |
| 5. | Andre Leclerc | PQ | 71.83 | 9 | 6 | 394 | 600 | 65.67 |
| 6. | Glenn Burris | PA | 72.54 | 8 | 7 | 407 | 600 | 67.83 |
| 7. | Jerry Holt | KS | 68.50 | 8 | 7 | 400 | 600 | 66.67 |
| 8. | Coke Bowker | TX | 68.25 | 8 | 7 | 388 | 600 | 64.67 |
| 9. | Colin Finnie | SK | 68.62 | 7 | 8 | 405 | 600 | 67.50 |
| 10. | Jim Cooper | OH | 68.07 | 6 | 9 | 399 | 600 | 66.50 |
| 11. | Charles Killgore | MO | 68.63 | 6 | 9 | 353 | 600 | 58.83 |
| 12. | Gene Reno | AR | 68.92 | 5.5 | 9.5 | 346 | 600 | 57.67 |
| 13. | Stan Leis | ON | 72.00 | 5 | 10 | 390 | 600 | 65.00 |
| 14. | Larry Knop | IL | 67.96 | 5 | 10 | 380 | 600 | 63.33 |
| 15. | Peter Clark | WA | 68.32 | 5 | 10 | 378 | 600 | 63.00 |
| 16. | Randy Rein | WI | 71.95 | 5 | 10 | 358 | 600 | 59.67 |



Marvin Ellison—B-1



Harold Holbrook—B-2



Doug McConnell—B-3

MENS DIVISION B-1 1996 WORLD


| Pos | Name | State | Ent | Av | W | L | R | SP | % |
|-----|----------------|-------|-------|------|-----|-----|-----|-------|---|
| 1. | Marvin Ellison | SK | 63.13 | 12 | 3 | 380 | 600 | 63.33 | |
| 2. | Randy Hankins | KY | 65.38 | 11 | 4 | 390 | 600 | 65.00 | |
| 3. | Steve Wyrill | CA | 66.69 | 10.5 | 4.5 | 399 | 600 | 66.50 | |
| 4. | Earl Rapp | CA | 60.46 | 10 | 5 | 355 | 600 | 59.17 | |
| 5. | Dan Martinez | CO | 61.79 | 9.5 | 5.5 | 331 | 600 | 55.17 | |
| 6. | Mark Mauthe | WI | 64.52 | 9 | 6 | 370 | 600 | 61.67 | |
| 7. | Dave Loucks | CA | 64.74 | 8.5 | 6.5 | 338 | 600 | 56.33 | |
| 8. | Gus Schram | WI | 62.92 | 7 | 8 | 320 | 600 | 53.33 | |
| 9. | Larry Francis | MO | 60.42 | 6.5 | 8.5 | 343 | 600 | 57.17 | |
| 10. | John Walters | OH | 64.88 | 6 | 9 | 340 | 600 | 56.67 | |
| 11. | Tony Hankins | KY | 63.08 | 6 | 9 | 300 | 600 | 50.00 | |
| 12. | Paul Stewart | NC | 64.21 | 5.5 | 9.5 | 324 | 600 | 54.00 | |
| 13. | Gary Wood | UT | 61.09 | 5.5 | 9.5 | 299 | 600 | 49.83 | |
| 14. | Glenn King | OK | 64.89 | 5 | 10 | 310 | 600 | 51.67 | |
| 15. | Jerry Gorton | OR | 64.59 | 5 | 10 | 310 | 600 | 51.67 | |
| 16. | Mark Stevens | WI | 63.63 | 3 | 12 | 207 | 600 | 34.50 | |

MENS DIVISION B-2 1996 WORLD


| Pos | Name | State | Ent | Av | W | L | R | SP | % |
|-----|-------------------|-------|-------|----|----|-----|-----|-------|---|
| 1. | Harold Holbrook | NV | 60.11 | 14 | 1 | 382 | 600 | 63.67 | |
| 2. | John Barden | WI | 59.36 | 13 | 2 | 381 | 600 | 63.50 | |
| 3. | Bob McKee | IA | 58.60 | 9 | 6 | 344 | 600 | 57.33 | |
| 4. | Kenneth Schaver | IL | 57.69 | 9 | 6 | 325 | 600 | 54.17 | |
| 5. | John Knapp Sr. | OH | 58.78 | 9 | 6 | 320 | 600 | 53.33 | |
| 6. | Rich Knerem Sr. | OH | 59.21 | 9 | 6 | 317 | 600 | 52.83 | |
| 7. | Larry Barber | WI | 57.30 | 8 | 7 | 314 | 600 | 52.33 | |
| 8. | Wayne Luoma Sr. | OH | 58.84 | 8 | 7 | 313 | 600 | 52.17 | |
| 9. | Marv Engstler | IA | 58.47 | 7 | 8 | 327 | 600 | 54.50 | |
| 10. | Gaylord Lund | WA | 58.59 | 7 | 8 | 320 | 600 | 53.33 | |
| 11. | Foster Kenton Jr. | NV | 59.75 | 7 | 8 | 316 | 600 | 52.67 | |
| 12. | Marcos Munoz | CO | 58.57 | 7 | 8 | 291 | 600 | 48.50 | |
| 13. | Edwin Fox | FL | 57.55 | 6 | 9 | 271 | 600 | 45.17 | |
| 14. | Tom Goff | OK | 58.45 | 4 | 11 | 296 | 600 | 49.33 | |
| 15. | Stanley Speers | WA | 60.18 | 3 | 12 | 250 | 600 | 41.67 | |

MENS DIVISION B-3 1996 WORLD


| Pos | Name | State | Ent | Av | W | L | R | SP | % |
|-----|-----------------|-------|-------|----|----|-----|-----|-------|---|
| 1. | Doug McConnell | KS | 56.63 | 13 | 2 | 341 | 600 | 56.83 | |
| 2. | Mike Green | IL | 56.29 | 10 | 5 | 350 | 600 | 58.33 | |
| 3. | Rick Rebman | OR | 55.67 | 10 | 5 | 340 | 600 | 56.67 | |
| 4. | Robert Clark | WA | 56.04 | 9 | 6 | 322 | 600 | 53.67 | |
| 5. | Archie Matheny | AR | 56.62 | 9 | 6 | 313 | 600 | 52.17 | |
| 6. | Brett Francis | MO | 56.75 | 9 | 6 | 272 | 600 | 45.33 | |
| 7. | David Wilson | NH | 55.90 | 8 | 7 | 318 | 600 | 53.00 | |
| 8. | Ron Hassler | MO | 57.18 | 8 | 7 | 318 | 600 | 53.00 | |
| 9. | Chuck Seal | CA | 56.97 | 7 | 8 | 302 | 600 | 50.33 | |
| 10. | Bobby Holland | AL | 56.59 | 7 | 8 | 301 | 600 | 50.17 | |
| 11. | Allan Clark | AR | 55.63 | 7 | 8 | 289 | 600 | 48.17 | |
| 12. | Buck Prewette | NC | 55.94 | 7 | 8 | 280 | 600 | 46.67 | |
| 13. | Steve Wiegert | WI | 55.68 | 6 | 9 | 285 | 600 | 47.50 | |
| 14. | Ralph Matchko | MI | 57.05 | 5 | 10 | 253 | 600 | 42.17 | |
| 15. | Bill Harrington | NH | 57.37 | 4 | 11 | 270 | 600 | 45.00 | |
| 16. | Hank Irwin | TN | 55.85 | 1 | 14 | 267 | 600 | 44.50 | |



Ken Jones—C-1



Jerry LaBrosse—C-2



Noel Guy—C-3

MENS DIVISION C-1 1996 WORLD


| Pos | Name | State | EntAv | W | L | R | SP | % |
|-----|----------------------|-------|-------|------|------|-----|-----|-------|
| 1. | Ken Jones | NM | 55.18 | 14.5 | 0.5 | 343 | 600 | 57.17 |
| 2. | Terry Koivisto | ON | 54.51 | 10.5 | 4.5 | 279 | 600 | 46.50 |
| 3. | James K. Campbell | MI | 54.16 | 10 | 5 | 318 | 600 | 53.00 |
| 4. | Robert Outt | MO | 53.29 | 10 | 5 | 297 | 600 | 49.50 |
| 5. | Emery Brandt | NE | 53.13 | 9.5 | 5.5 | 277 | 600 | 46.17 |
| 6. | Jim Duncan | WY | 55.34 | 9 | 6 | 298 | 600 | 49.67 |
| 7. | Al Dige | MT | 54.38 | 8 | 7 | 290 | 600 | 48.33 |
| 8. | Bill Franke | FL | 53.71 | 8 | 7 | 276 | 600 | 46.00 |
| 9. | Jerry Teela | UT | 55.17 | 7.5 | 7.5 | 286 | 600 | 47.67 |
| 10. | Paul Hopkins | CA | 55.62 | 7.5 | 7.5 | 279 | 600 | 46.50 |
| 11. | Earl Caudill | NC | 54.17 | 7 | 8 | 262 | 600 | 43.67 |
| 12. | Bill McKay | AR | 54.54 | 7 | 8 | 250 | 600 | 41.67 |
| 13. | Clarence 'Jim' Hyatt | OH | 53.82 | 6 | 9 | 273 | 600 | 45.50 |
| 14. | Rex Robison | NE | 53.00 | 4.5 | 10.5 | 226 | 600 | 37.67 |
| 15. | Dave Wescott | NH | 55.07 | 1 | 14 | 217 | 600 | 36.17 |

MENS DIVISION C-2 1996 WORLD


| Pos | Name | State | EntAv | W | L | R | SP | % |
|-----|-------------------------|-------|-------|------|-----|-----|-----|-------|
| 1. | Jerry LaBrosse | MN | 52.57 | 11 | 4 | 294 | 600 | 49.00 |
| 2. | Bruce Crane | UT | 51.42 | 10.5 | 4.5 | 297 | 600 | 49.50 |
| 3. | David Scott | NY | 52.95 | 10 | 5 | 331 | 600 | 55.17 |
| 4. | Ed Clark | IN | 52.77 | 10 | 5 | 283 | 600 | 47.17 |
| 5. | Clyde Marquez | ID | 51.70 | 9.5 | 5.5 | 274 | 600 | 45.67 |
| 6. | Archie Dulaney | MT | 52.08 | 9.5 | 5.5 | 273 | 600 | 45.50 |
| 7. | Louis 'Duck' Engelhardt | TX | 51.50 | 8 | 7 | 278 | 600 | 46.33 |
| 8. | Will Wade | TX | 52.64 | 7 | 8 | 280 | 600 | 46.67 |
| 9. | Forrest Cooper | KY | 51.62 | 7 | 8 | 269 | 600 | 44.83 |
| 10. | Daniel Stremick | MI | 52.75 | 7 | 8 | 246 | 600 | 41.00 |
| 11. | William V Marschel | MN | 51.43 | 6.5 | 8.5 | 283 | 600 | 47.17 |
| 12. | John Setzer | MO | 52.65 | 6.5 | 8.5 | 270 | 600 | 45.00 |
| 13. | Terry Hiatt | NE | 51.68 | 6.5 | 8.5 | 265 | 600 | 44.17 |
| 14. | Jack Price | MT | 52.44 | 5 | 10 | 222 | 600 | 37.00 |
| 15. | Dominick Massella | PA | 52.49 | 4 | 11 | 229 | 600 | 38.17 |
| 16. | Stephen Mayer | NY | 51.85 | 2 | 13 | 221 | 600 | 36.83 |

MENS DIVISION C-3 1996 WORLD

| Pos | Name | State | EntAv | W | L | R | SP | % |
|-----|----------------|-------|-------|----|---|-----|-----|-------|
| 1. | Noel Guy | CA | 50.27 | 12 | 4 | 307 | 640 | 47.97 |
| 2. | Jackie Gary | AL | 50.66 | 12 | 5 | 297 | 680 | 43.68 |
| 3. | Elmer E Vogt | NB | 48.35 | 11 | 5 | 291 | 640 | 45.47 |
| 4. | Dick Dvorak | MN | 51.18 | 10 | 5 | 281 | 600 | 46.83 |
| 5. | Ron Brockway | WI | 50.65 | 10 | 5 | 259 | 600 | 43.17 |
| 6. | Harold Koch | WY | 50.60 | 9 | 6 | 289 | 600 | 48.17 |
| 7. | Bob Birge | CA | 51.05 | 8 | 7 | 279 | 600 | 46.50 |
| 8. | Mel Meidl | MT | 50.59 | 8 | 7 | 259 | 600 | 43.17 |
| 9. | Barry Chapelle | OR | 50.33 | 8 | 7 | 256 | 600 | 42.67 |
| 10. | Vey Allen | WA | 50.97 | 8 | 7 | 255 | 600 | 42.50 |
| 11. | Dewayne Moody | AR | 50.80 | 7 | 8 | 271 | 600 | 45.17 |
| 12. | Walter Murphy | IN | 52.53 | 6 | 9 | 275 | 600 | 45.83 |
| 13. | Roy Reed | MN | 50.38 | 6 | 9 | 259 | 600 | 43.17 |
| 14. | Jim Beyer | MN | 50.55 | 6 | 9 | 252 | 600 | 42.00 |



Dick Moen—D-1



Dennis Edgington—D-2



Jerry Volz—D-3

MENS DIVISION D-1 1996 WORLD


| Pos | Name | State | EntAv | W | L | R | SP | % |
|-----|------------------|-------|-------|------|-----|-----|-----|-------|
| 1. | Dick Moen | MN | 49.88 | 14.5 | 0.5 | 317 | 600 | 52.83 |
| 2. | Norman Lebon | IL | 48.96 | 12.5 | 2.5 | 267 | 600 | 44.50 |
| 3. | Richard A Wilson | WY | 47.18 | 11 | 4 | 234 | 600 | 39.00 |
| 4. | David Gorton | OR | 49.01 | 10.5 | 4.5 | 233 | 600 | 38.83 |
| 5. | James Smith | IN | 49.74 | 10 | 5 | 208 | 600 | 34.67 |
| 6. | Al Adams | CA | 48.82 | 9.5 | 5.5 | 241 | 600 | 40.17 |
| 7. | John Leach | ME | 49.92 | 9 | 6 | 223 | 600 | 37.17 |
| 8. | Terry Wood | WA | 49.91 | 7.5 | 7.5 | 235 | 600 | 39.17 |
| 9. | Scott Wilson | NE | 50.13 | 7 | 8 | 232 | 600 | 38.67 |
| 10. | James Jackson | IA | 48.65 | 7 | 8 | 193 | 600 | 32.17 |
| 11. | Don Hostrup | WI | 49.18 | 6 | 9 | 220 | 600 | 36.67 |
| 12. | John Wright | IL | 49.49 | 6 | 9 | 173 | 600 | 28.83 |
| 13. | Gene Comero | MN | 48.81 | 5.5 | 9.5 | 250 | 600 | 41.67 |
| 14. | Ken Jaeger Sr. | WI | 50.00 | 3 | 12 | 150 | 600 | 25.00 |

MENS DIVISION D-2 1996 WORLD


| Pos | Name | State | EntAv | W | L | R | SP | % |
|-----|------------------|-------|-------|------|-----|-----|-----|-------|
| 1. | Dennis Edgington | KS | 48.42 | 15 | 0 | 335 | 600 | 55.83 |
| 2. | Nick Piva | ID | 48.60 | 12.5 | 2.5 | 297 | 600 | 49.50 |
| 3. | Paul Howard | MI | 48.59 | 10.5 | 4.5 | 259 | 600 | 43.17 |
| 4. | Don Pratt | VT | 48.48 | 10 | 5 | 266 | 600 | 44.33 |
| 5. | Lloyd Laughlin | CO | 47.71 | 9 | 6 | 288 | 600 | 48.00 |
| 6. | Lyle Jackson | IA | 48.22 | 9 | 6 | 251 | 600 | 41.83 |
| 7. | Jim Tulk | CO | 48.60 | 7.5 | 7.5 | 257 | 600 | 42.83 |
| 8. | Roger Isenberg | MN | 48.57 | 7 | 8 | 281 | 600 | 46.83 |
| 9. | Dave Rose | OH | 48.07 | 7 | 8 | 241 | 600 | 40.17 |
| 10. | Laverne Wipf | SD | 48.41 | 6.5 | 8.5 | 202 | 600 | 33.67 |
| 11. | Gerald Jackson | PA | 47.61 | 6 | 9 | 234 | 600 | 39.00 |
| 12. | Ron Hopman | IL | 47.78 | 5 | 10 | 159 | 400 | 39.75 |
| 13. | Leldon Day | CA | 47.95 | 5 | 10 | 235 | 600 | 39.17 |
| 14. | Dave Peppenger | MT | 47.77 | 5 | 10 | 211 | 600 | 35.17 |
| 15. | Don Marx | IA | 47.92 | 4 | 11 | 234 | 600 | 39.00 |
| 16. | Ken Drury Jr | ON | 48.40 | 1 | 14 | 177 | 600 | 29.50 |

MENS DIVISION D-3 1996 WORLD


| Pos | Name | State | EntAv | W | L | R | SP | % |
|-----|-----------------|-------|-------|-----|-----|-----|-----|-------|
| 1. | Jerry Volz | WI | 46.82 | 12 | 3 | 303 | 600 | 50.50 |
| 2. | Leo Laumbach | NM | 46.31 | 11 | 4 | 267 | 600 | 44.50 |
| 3. | Tom King | OH | 46.90 | 11 | 4 | 266 | 600 | 44.33 |
| 4. | Harvey Schake | MT | 46.34 | 10 | 5 | 276 | 600 | 46.00 |
| 5. | Rich Andrysiak | IL | 46.81 | 9.5 | 5.5 | 256 | 600 | 42.67 |
| 6. | Allan Cook | IA | 46.83 | 9 | 6 | 239 | 600 | 39.83 |
| 7. | Bob Beavers | MO | 46.42 | 8 | 7 | 244 | 600 | 40.67 |
| 8. | Gary Erickson | ND | 47.50 | 7.5 | 7.5 | 281 | 600 | 46.83 |
| 9. | Jerry Kane | OH | 46.64 | 7.5 | 7.5 | 243 | 600 | 40.50 |
| 10. | Jim Scott | KY | 47.16 | 7 | 8 | 271 | 600 | 45.17 |
| 11. | Ronald Kohn | MI | 46.40 | 6 | 9 | 238 | 600 | 39.67 |
| 12. | Lloyd Wolf | MN | 47.23 | 6 | 9 | 222 | 600 | 37.00 |
| 13. | J. Fred Brown | OH | 47.17 | 5.5 | 9.5 | 213 | 600 | 35.50 |
| 14. | David Spears | ID | 46.43 | 4 | 11 | 233 | 600 | 38.83 |
| 15. | Jerry Jaramillo | CO | 46.14 | 4 | 11 | 221 | 600 | 36.83 |
| 16. | Ron Weiss | PA | 46.61 | 2 | 13 | 179 | 600 | 29.83 |



Norbert Boes-E-1



Glenn Warden—E-2



Del Stockstill—E-3

MENS DIVISION E-1 1996 WORLD

| Pos | Name | State | Ent | Av | W | L | R | SP | % |
|-----|------------------|-------|-------|-----|-----|---|-----|-----|-------|
| 1. | Norbert Boes | CO | 46.24 | 14 | 1 | | 279 | 600 | 46.50 |
| 2. | Rick Poppe | WI | 46.26 | 13 | 2 | | 316 | 600 | 52.67 |
| 3. | Don Conklin | CO | 45.64 | 10 | 5 | | 268 | 600 | 44.67 |
| 4. | Bill Kidwell | NC | 45.83 | 10 | 5 | | 264 | 600 | 44.00 |
| 5. | Bill Masterson | MO | 46.19 | 10 | 5 | | 261 | 600 | 43.50 |
| 6. | Darwin Compton | MO | 45.10 | 9 | 6 | | 235 | 600 | 39.17 |
| 7. | Ronald Craven | MO | 45.76 | 7.5 | 7.5 | | 220 | 600 | 36.67 |
| 8. | Jerry Foss | CA | 46.14 | 7 | 8 | | 249 | 600 | 41.50 |
| 9. | Don Branting | NE | 45.90 | 6.5 | 8.5 | | 240 | 600 | 40.00 |
| 10. | Steve Ketterling | MT | 46.03 | 6.5 | 8.5 | | 237 | 600 | 39.50 |
| 11. | Frank Kallay | PA | 46.05 | 6.5 | 8.5 | | 207 | 600 | 34.50 |
| 12. | Bernard Carley | WI | 45.66 | 6 | 9 | | 264 | 600 | 44.00 |
| 13. | Curt Binstock | ND | 45.81 | 6 | 9 | | 258 | 600 | 43.00 |
| 14. | Ralph Cullum | FL | 45.86 | 6 | 9 | | 219 | 600 | 36.50 |
| 15. | Floyd Hix Jr | VA | 45.80 | 2 | 13 | | 178 | 600 | 29.67 |

MENS DIVISION E-2 1996 WORLD


| Pos | Name | State | Ent | Av | W | L | R | SP | % |
|-----|--------------------|-------|-------|------|-----|---|-----|-----|-------|
| 1. | Glenn Warden | IA | 45.39 | 13 | 2 | | 275 | 600 | 45.83 |
| 2. | Russ Martin | IA | 45.57 | 11.5 | 3.5 | | 263 | 600 | 43.83 |
| 3. | Robert Gillett Sr | CA | 44.94 | 11 | 4 | | 250 | 600 | 41.67 |
| 4. | Louis Piva | ID | 45.42 | 10.5 | 4.5 | | 279 | 600 | 46.50 |
| 5. | Don Smalley | CA | 45.01 | 10 | 5 | | 232 | 600 | 38.67 |
| 6. | Chuck Carter | IL | 44.96 | 9.5 | 5.5 | | 233 | 600 | 38.83 |
| 7. | Walt Butcher | CA | 45.19 | 9 | 6 | | 247 | 600 | 41.17 |
| 8. | Lamoyne Helgeson | SD | 44.68 | 8.5 | 6.5 | | 226 | 600 | 37.67 |
| 9. | Tim Bayerl | MN | 44.85 | 8 | 7 | | 255 | 600 | 42.50 |
| 10. | Stan Dodson | OH | 44.76 | 7 | 8 | | 219 | 600 | 36.50 |
| 11. | Jim Wright | IL | 45.29 | 6 | 9 | | 199 | 600 | 33.17 |
| 12. | Richard Hytrek Jr. | WY | 45.00 | 5 | 10 | | 233 | 600 | 38.83 |
| 13. | George Murray | TX | 44.78 | 5 | 10 | | 174 | 600 | 29.00 |
| 14. | David Ellis | KY | 45.21 | 3 | 12 | | 179 | 600 | 29.83 |
| 15. | John Seevers | NE | 45.41 | 2 | 13 | | 190 | 600 | 31.67 |
| 16. | Bob Jewett | WA | 45.12 | 1 | 14 | | 169 | 600 | 28.17 |

MENS DIVISION E-3 1996 WORLD


| Pos | Name | State | Ent | Av | W | L | R | SP | % |
|-----|--------------------|-------|-------|-----|-----|---|-----|-----|-------|
| 1. | Del Stockstill | CA | 44.42 | 13 | 3 | | 287 | 640 | 44.84 |
| 2. | James Belt | MO | 44.15 | 12 | 4 | | 279 | 640 | 43.59 |
| 3. | David Burrows | AB | 44.50 | 11 | 4 | | 256 | 600 | 42.67 |
| 4. | Jim Shilling | IN | 44.34 | 9 | 6 | | 266 | 600 | 44.33 |
| 5. | Thomas Roush | NY | 43.91 | 9 | 6 | | 227 | 600 | 37.83 |
| 6. | Mike Deason | CA | 44.07 | 8 | 7 | | 229 | 600 | 38.17 |
| 7. | George Schuster | OR | 43.95 | 8 | 7 | | 192 | 600 | 32.00 |
| 8. | Gary Foreman | AZ | 44.65 | 7.5 | 7.5 | | 219 | 600 | 36.50 |
| 9. | Darrell Beckwith | MT | 44.56 | 7 | 8 | | 223 | 600 | 37.17 |
| 10. | Harry 'Buzz' Jones | KS | 44.55 | 6 | 9 | | 226 | 600 | 37.67 |
| 11. | Rick Hytrek Sr. | WY | 44.08 | 6 | 9 | | 205 | 600 | 34.17 |
| 12. | Ottie Reno | OH | 44.66 | 5.5 | 9.5 | | 207 | 600 | 34.50 |
| 13. | Meredith Kahrig | OH | 41.95 | 5 | 10 | | 218 | 600 | 36.33 |
| 14. | Doug Sattler | CA | 44.12 | 5 | 10 | | 192 | 600 | 32.00 |
| 15. | John Byfield | WA | 44.49 | 5 | 10 | | 171 | 600 | 28.50 |
| 16. | Richard Pintor Jr. | CO | 44.53 | 4 | 11 | | 186 | 600 | 31.00 |



Roy Buhler—F-1



Harry A. Nelson—F-2



Clarence Garner—F-3

MENS DIVISION F-1 1996 WORLD


| Pos | Name | State | Ent | Av | W | L | R | SP | % |
|-----|------------------|-------|-------|------|------|-----|-----|-------|---|
| 1. | Roy Buhler | UT | 43.77 | 12.5 | 2.5 | 281 | 600 | 46.83 | |
| 2. | Don Claas | MO | 43.58 | 12 | 3 | 232 | 600 | 38.67 | |
| 3. | Jim Conlin | CO | 43.04 | 11.5 | 3.5 | 254 | 600 | 42.33 | |
| 4. | John E. Johnson | MT | 43.49 | 11 | 4 | 242 | 600 | 40.33 | |
| 5. | Angelo Vannoni | IN | 43.56 | 10 | 5 | 246 | 600 | 41.00 | |
| 6. | Dave Klipstein | WI | 43.42 | 10 | 5 | 226 | 600 | 37.67 | |
| 7. | Everett Snead | CO | 43.43 | 9 | 6 | 215 | 600 | 35.83 | |
| 8. | Walter Davis | NE | 43.52 | 8 | 7 | 234 | 600 | 39.00 | |
| 9. | Doug Macha | TX | 43.85 | 7.5 | 7.5 | 234 | 600 | 39.00 | |
| 10. | Kelly Petersen | NE | 43.08 | 6.5 | 8.5 | 224 | 600 | 37.33 | |
| 11. | Cliff Morse | NE | 43.16 | 6 | 9 | 206 | 600 | 34.33 | |
| 12. | David Haugen | MN | 43.33 | 5 | 10 | 188 | 600 | 31.33 | |
| 13. | Forest D. Howell | FL | 43.46 | 4.5 | 10.5 | 214 | 600 | 35.67 | |
| 14. | Mike Thomsen | NE | 43.79 | 4 | 11 | 220 | 600 | 36.67 | |
| 15. | Richard Hansen | WI | 43.75 | 2.5 | 12.5 | 177 | 600 | 29.50 | |
| 16. | Dixon Finley | WA | 43.14 | 0 | 15 | 60 | 200 | 30.00 | |

MENS DIVISION F-2 1996 WORLD


| Pos | Name | State | Ent | Av | W | L | R | SP | % |
|-----|-----------------|-------|-------|------|------|-----|-----|-------|---|
| 1. | Harry A Nelson | WI | 42.45 | 13 | 2 | 238 | 600 | 39.67 | |
| 2. | William Marvin | IL | 42.39 | 11.5 | 3.5 | 227 | 600 | 37.83 | |
| 3. | Dale Stephenson | IN | 42.23 | 11 | 4 | 264 | 600 | 44.00 | |
| 4. | Don Swegel | KS | 42.20 | 10 | 5 | 228 | 600 | 38.00 | |
| 5. | John Cox | MI | 42.82 | 10 | 5 | 221 | 600 | 36.83 | |
| 6. | John Decker | MI | 42.99 | 9.5 | 5.5 | 221 | 600 | 36.83 | |
| 7. | Warren Moore | PA | 42.16 | 8.5 | 6.5 | 206 | 600 | 34.33 | |
| 8. | Lynn Palmer | UT | 42.95 | 7.5 | 7.5 | 200 | 600 | 33.33 | |
| 9. | Jim Price | ID | 42.33 | 7 | 8 | 201 | 600 | 33.50 | |
| 10. | Julian Tijerina | WI | 42.89 | 7 | 8 | 200 | 600 | 33.33 | |
| 11. | Jim Postell | OR | 42.21 | 6 | 9 | 221 | 600 | 36.83 | |
| 12. | Gene Kuiken | WA | 42.92 | 6 | 9 | 213 | 600 | 35.50 | |
| 13. | Pete Mosbrucker | ND | 42.87 | 4.5 | 10.5 | 152 | 600 | 25.33 | |
| 14. | Coyce Allen | TX | 43.00 | 4 | 11 | 176 | 600 | 29.33 | |
| 15. | Art Gee | OR | 42.11 | 3.5 | 11.5 | 186 | 600 | 31.00 | |
| 16. | Greg Ferri | MI | 42.38 | 1 | 14 | 149 | 600 | 24.83 | |

MENS DIVISION F-3 1996 WORLD


| Pos | Name | State | Ent | Av | W | L | R | SP | % |
|-----|-------------------------|-------|-------|----|----|-----|-----|-------|---|
| 1. | Clarence Garner | CO | 41.81 | 13 | 2 | 266 | 600 | 44.33 | |
| 2. | Homer Keen | IN | 41.74 | 11 | 4 | 284 | 600 | 47.33 | |
| 3. | Herschel Walters | IN | 41.55 | 11 | 4 | 278 | 600 | 46.33 | |
| 4. | Jack DeOss | NE | 41.53 | 11 | 4 | 258 | 600 | 43.00 | |
| 5. | Jacob J. David | MN | 41.83 | 11 | 4 | 254 | 600 | 42.33 | |
| 6. | Cal Cordes | AZ | 41.85 | 10 | 5 | 256 | 600 | 42.67 | |
| 7. | Bill Hadley | IL | 42.08 | 10 | 5 | 240 | 600 | 40.00 | |
| 8. | LeRoy 'Tip' Wippenfurth | WI | 41.94 | 8 | 7 | 242 | 600 | 40.33 | |
| 9. | Lee Stevenson | CO | 41.96 | 8 | 7 | 227 | 600 | 37.83 | |
| 10. | James Gee | NY | 41.84 | 8 | 7 | 220 | 600 | 36.67 | |
| 11. | Ralph Sharp | KY | 41.52 | 7 | 8 | 226 | 600 | 37.67 | |
| 12. | Archie Filley | ND | 41.51 | 5 | 10 | 191 | 600 | 31.83 | |
| 13. | Robert Hunt | CO | 42.04 | 4 | 11 | 194 | 600 | 32.33 | |



Mel Yockstick—G-1



Oris Miller—G-2



Ray McGrady—G-3

MENS DIVISION G-1 1996 WORLD


| Pos | Name | State | Ent | Av | W | L | R | SP | % |
|-----|-------------------|-------|-------|------|-----|-----|-----|-------|---|
| 1. | Mel Yockstick | CO | 41.35 | 15 | 1 | 264 | 640 | 41.25 | |
| 2. | Don Glass | KY | 41.08 | 14 | 2 | 303 | 640 | 47.34 | |
| 3. | John Wellsand Jr. | IN | 41.39 | 12.5 | 2.5 | 261 | 600 | 43.50 | |
| 4. | Terry Sternberg | WI | 41.47 | 11.5 | 3.5 | 217 | 600 | 36.17 | |
| 5. | Bert Mannix | MT | 41.12 | 10 | 5 | 206 | 600 | 34.33 | |
| 6. | Jim Reed | NJ | 41.18 | 9 | 6 | 200 | 600 | 33.33 | |
| 7. | John Monson | SD | 41.02 | 8.5 | 6.5 | 188 | 600 | 31.33 | |
| 8. | Darrin Banschbach | MT | 41.04 | 8 | 7 | 205 | 600 | 34.17 | |
| 9. | Steve Ruddock | CO | 41.26 | 7.5 | 7.5 | 201 | 600 | 33.50 | |
| 10. | Don Purdum | CA | 41.41 | 6 | 9 | 192 | 600 | 32.00 | |
| 11. | Stanley Kemper | KY | 41.37 | 5 | 10 | 179 | 600 | 29.83 | |
| 12. | Edward Horie | HI | 41.21 | 5 | 10 | 138 | 600 | 23.00 | |
| 13. | Marvin Karst | KS | 41.05 | 4 | 11 | 166 | 600 | 27.67 | |
| 14. | Bob Harvey | TX | 41.22 | 4 | 11 | 155 | 600 | 25.83 | |
| 15. | Ron Lingard | WI | 41.23 | 0 | 14 | 32 | 200 | 16.00 | |

MENS DIVISION G-2 1996 WORLD


| Pos | Name | State | Ent | Av | W | L | R | SP | % |
|-----|----------------------|-------|-------|------|------|-----|-----|-------|---|
| 1. | Oris Miller | FL | 40.71 | 12 | 3 | 260 | 600 | 43.33 | |
| 2. | Jerry Henry | MO | 40.51 | 11.5 | 3.5 | 230 | 600 | 38.33 | |
| 3. | Delbert Feltenbarger | UT | 40.65 | 10.5 | 4.5 | 249 | 600 | 41.50 | |
| 4. | Bruce Hinkel | ND | 41.00 | 10 | 5 | 217 | 600 | 36.17 | |
| 5. | Bob Snyder | CO | 40.56 | 9 | 6 | 243 | 600 | 40.50 | |
| 6. | Ellis Kiddy | AR | 40.73 | 9 | 6 | 243 | 600 | 40.50 | |
| 7. | Greg Hehling | WI | 40.83 | 9 | 6 | 241 | 600 | 40.17 | |
| 8. | Fred Wood | CA | 40.54 | 8.5 | 6.5 | 213 | 600 | 35.50 | |
| 9. | John Boyd | NC | 40.89 | 8 | 7 | 228 | 600 | 38.00 | |
| 10. | William Nourse | IL | 40.94 | 7 | 8 | 212 | 600 | 35.33 | |
| 11. | Dan Sanders | OH | 40.63 | 7 | 8 | 192 | 600 | 32.00 | |
| 12. | Rick Scherr | NC | 40.52 | 5 | 10 | 163 | 600 | 27.17 | |
| 13. | Jules Liebaert | SK | 41.01 | 4 | 11 | 244 | 600 | 40.67 | |
| 14. | Pete Hovda | MN | 40.85 | 4 | 11 | 202 | 600 | 33.67 | |
| 15. | J. C. Crawford | OH | 40.68 | 3.5 | 11.5 | 173 | 600 | 28.83 | |
| 16. | Richard Rudio | MT | 40.70 | 2 | 13 | 151 | 600 | 25.17 | |

MENS DIVISION G-3 1996 WORLD


| Pos | Name | State | Ent | Av | W | L | R | SP | % |
|-----|--------------------|-------|-------|-----|-----|-----|-----|-------|---|
| 1. | Ray McGrady | CO | 40.45 | 12 | 3 | 231 | 600 | 38.50 | |
| 2. | Bob Switzer | IL | 40.37 | 10 | 5 | 242 | 600 | 40.33 | |
| 3. | Roy Evans | MO | 40.49 | 10 | 5 | 242 | 600 | 40.33 | |
| 4. | Raymond Engelhardt | TX | 37.17 | 9.5 | 5.5 | 198 | 600 | 33.00 | |
| 5. | Fred Decorah | WI | 40.46 | 9 | 6 | 234 | 600 | 39.00 | |
| 6. | Lee Watkins | IL | 40.06 | 9 | 6 | 223 | 600 | 37.17 | |
| 7. | Tim Wemhoff | NE | 40.01 | 9 | 6 | 213 | 600 | 35.50 | |
| 8. | Keith Thompson | CO | 38.82 | 8 | 7 | 238 | 600 | 39.67 | |
| 9. | Dick Garvin | OR | 39.97 | 8 | 7 | 229 | 600 | 38.17 | |
| 10. | Robert Moulin | FL | 39.89 | 8 | 7 | 192 | 600 | 32.00 | |
| 11. | Steve Frost | ME | 40.08 | 7.5 | 7.5 | 210 | 600 | 35.00 | |
| 12. | Wayne Sturtz | VA | 40.40 | 6 | 8 | 146 | 360 | 40.56 | |
| 13. | Mason Walker | UT | 40.27 | 6 | 9 | 197 | 600 | 32.83 | |
| 14. | Richard Blackburn | OH | 40.10 | 5 | 9 | 155 | 400 | 38.75 | |
| 15. | Robert Sheriff | PA | 40.07 | 2 | 13 | 169 | 600 | 28.17 | |



Milton Renville—H-1



Jim Hays—H-2



Stan Miller—H-3

MENS DIVISION H-1 1996 WORLD




| Pos | Name | State | EntAv | W | L | R | SP | % |
|-----|-------------------|-------|-------|------|-----|-----|-----|-------|
| 1. | Milton Renville | SD | 39.60 | 14.5 | 0.5 | 252 | 600 | 42.00 |
| 2. | Maurice Brochu | CT | 39.84 | 11.5 | 3.5 | 246 | 600 | 41.00 |
| 3. | Bob Limon | NV | 39.81 | 11.5 | 3.5 | 228 | 600 | 38.00 |
| 4. | Don Matzenbacher | IL | 39.47 | 10.5 | 4.5 | 245 | 600 | 40.83 |
| 5. | Don Cook | CO | 39.35 | 10 | 5 | 254 | 600 | 42.33 |
| 6. | Don Livingston | TX | 39.23 | 10 | 5 | 242 | 600 | 40.33 |
| 7. | Tom Kleich | NE | 39.32 | 7.5 | 7.5 | 220 | 600 | 36.67 |
| 8. | Pat Moore | CA | 39.62 | 7.5 | 7.5 | 193 | 600 | 32.17 |
| 9. | Robert Yamnicky | CT | 39.43 | 7 | 8 | 183 | 600 | 30.50 |
| 10. | Glen A. Sandquist | MN | 39.42 | 6 | 9 | 194 | 600 | 32.33 |
| 11. | Oscar Arneson | MT | 39.27 | 5 | 10 | 214 | 600 | 35.67 |
| 12. | Dan Markley | MI | 39.50 | 5 | 10 | 194 | 600 | 32.33 |
| 13. | Robert Pluckebaum | IL | 39.28 | 5 | 10 | 156 | 600 | 26.00 |
| 14. | Dick Walker | IA | 39.31 | 4 | 11 | 187 | 600 | 31.17 |
| 15. | Melvin Cooper | TN | 39.41 | 3 | 12 | 149 | 600 | 24.83 |
| 16. | Larry Holmes | NE | 39.25 | 2 | 13 | 156 | 600 | 26.00 |

MENS DIVISION H-2 1996 WORLD

| Pos | Name | State | EntAv | W | L | R | SP | % |
|-----|------------------|-------|-------|-----|------|-----|-----|-------|
| 1. | Jim Hays | CA | 38.47 | 12 | 3 | 221 | 600 | 36.83 |
| 2. | Frank Hudson | MO | 38.66 | 11 | 4 | 241 | 600 | 40.17 |
| 3. | Casey Sluys | CA | 38.28 | 10 | 5 | 218 | 600 | 36.33 |
| 4. | David Davis | OK | 36.82 | 9.5 | 5.5 | 198 | 600 | 33.00 |
| 5. | Robert Wood Sr. | ME | 39.08 | 9 | 6 | 216 | 600 | 36.00 |
| 6. | Kenneth Turnbull | PA | 38.46 | 8.5 | 6.5 | 216 | 600 | 36.00 |
| 7. | Dallas Jackson | CO | 38.48 | 8.5 | 6.5 | 214 | 600 | 35.67 |
| 8. | Tim Haynes | AB | 38.60 | 8.5 | 6.5 | 202 | 600 | 33.67 |
| 9. | Ray Wilburn | CA | 38.98 | 7.5 | 7.5 | 219 | 600 | 36.50 |
| 10. | Michael Stickney | CT | 39.20 | 6.5 | 8.5 | 217 | 600 | 36.17 |
| 11. | Rich Paul | MT | 38.57 | 6 | 9 | 203 | 600 | 33.83 |
| 12. | Dennis Ohms | UT | 39.18 | 5.5 | 9.5 | 190 | 600 | 31.67 |
| 13. | Howard Field | FL | 38.52 | 5 | 10 | 128 | 440 | 29.09 |
| 14. | Uel Stever | CA | 38.86 | 4.5 | 10.5 | 208 | 600 | 34.67 |
| 15. | Gus Wiese | SD | 38.44 | 4 | 11 | 198 | 600 | 33.00 |
| 16. | Mike Kloster | MN | 38.38 | 4 | 11 | 167 | 600 | 27.83 |

MENS DIVISION H-3 1996 WORLD

| Pos | Name | State | EntAv | W | L | R | SP | % |
|-----|---------------------|-------|-------|------|-----|-----|-----|-------|
| 1. | Stan Miller | OH | 38.26 | 12 | 3 | 228 | 600 | 38.00 |
| 2. | Phil Plotke | WY | 37.80 | 11.5 | 3.5 | 214 | 600 | 35.67 |
| 3. | John Mulligan | CA | 37.78 | 11 | 4 | 247 | 600 | 41.17 |
| 4. | Russ Hoppe | AZ | 38.24 | 10 | 5 | 197 | 600 | 32.83 |
| 5. | Vine Marks | SD | 38.00 | 8.5 | 6.5 | 225 | 600 | 37.50 |
| 6. | Tom McCall | MT | 37.95 | 8 | 7 | 218 | 600 | 36.33 |
| 7. | Orville Pfortmiller | KS | 38.23 | 8 | 7 | 186 | 600 | 31.00 |
| 8. | Al Lee | ID | 38.05 | 8 | 7 | 184 | 600 | 30.67 |
| 9. | Bill Brownfield | CA | 33.85 | 7 | 8 | 187 | 600 | 31.17 |
| 10. | Russ Burns | WI | 38.03 | 7 | 8 | 152 | 600 | 25.33 |
| 11. | George Hudspeth | CO | 37.97 | 6.5 | 8.5 | 193 | 600 | 32.17 |
| 12. | Dale Maxson | PA | 38.16 | 6.5 | 8.5 | 160 | 600 | 26.67 |
| 13. | Steve Barry | NE | 38.13 | 6 | 9 | 208 | 600 | 34.67 |
| 14. | Don Weaver | NV | 38.15 | 6 | 9 | 164 | 600 | 27.33 |
| 15. | Daniel Brandt | NE | 38.02 | 4 | 11 | 109 | 600 | 18.17 |



Jim Gregory—I-1

Henry Lich—I-2

Ron Heckman—I-3

MENS DIVISION I-1 1996 WORLD


| Pos | Name | State | EntAv | W | L | R | SP | % |
|-----|--------------------|-------|-------|-----|-----|-----|-----|-------|
| 1. | Jim Gregory | MO | 37.26 | 14 | 1 | 229 | 600 | 38.17 |
| 2. | Arthur Aevermann | AR | 37.71 | 11 | 4 | 237 | 600 | 39.50 |
| 3. | Ron Willms | WI | 37.60 | 11 | 4 | 209 | 600 | 34.83 |
| 4. | Buddy Pratt | ON | 37.36 | 10 | 5 | 202 | 600 | 33.67 |
| 5. | Irv Swihart | MI | 37.31 | 9.5 | 5.5 | 217 | 600 | 36.17 |
| 6. | Richard Schmidt | MO | 37.45 | 9 | 6 | 207 | 600 | 34.50 |
| 7. | Eugene Swogert | PA | 37.61 | 8 | 7 | 212 | 600 | 35.33 |
| 8. | Richard Switzer | NE | 37.37 | 8 | 7 | 185 | 600 | 30.83 |
| 9. | Martin Schmitke | IL | 37.77 | 7 | 8 | 213 | 600 | 35.50 |
| 10. | Robert C. Anderson | WI | 37.40 | 7 | 8 | 191 | 600 | 31.83 |
| 11. | William E. Brown | MO | 37.57 | 7 | 8 | 177 | 600 | 29.50 |
| 12. | Phil Townsend | MT | 37.58 | 6 | 9 | 201 | 600 | 33.50 |
| 13. | Tony Gentry | CO | 37.59 | 5.5 | 9.5 | 181 | 600 | 30.17 |
| 14. | Robert Washburn | KS | 37.47 | 4 | 11 | 174 | 600 | 29.00 |
| 15. | Chris Yates | CA | 37.50 | 2 | 13 | 135 | 600 | 22.50 |
| 16. | Steve Hatch | IA | 37.24 | 1 | 14 | 153 | 600 | 25.50 |

MENS DIVISION I-2 1996 WORLD


| Pos | Name | State | EntAv | W | L | R | SP | % |
|-----|-------------------|-------|-------|----|----|-----|-----|-------|
| 1. | Henry Lich | MT | 36.83 | 15 | 0 | 281 | 600 | 46.83 |
| 2. | Wesley Leno | ND | 37.10 | 14 | 1 | 245 | 600 | 40.83 |
| 3. | Stan Bonnes | CO | 36.94 | 10 | 5 | 213 | 600 | 35.50 |
| 4. | Robert Murray | OR | 36.70 | 9 | 6 | 268 | 600 | 44.67 |
| 5. | Roger Botting | NY | 37.13 | 9 | 6 | 218 | 600 | 36.33 |
| 6. | Robert Morley | UT | 37.20 | 9 | 6 | 196 | 600 | 32.67 |
| 7. | Al Holland | OR | 37.23 | 8 | 7 | 203 | 600 | 33.83 |
| 8. | Raymond Hall | NY | 36.96 | 8 | 7 | 182 | 600 | 30.33 |
| 9. | Ken Kosky | WI | 36.74 | 7 | 8 | 206 | 600 | 34.33 |
| 10. | Robert Blumenhein | MO | 37.01 | 7 | 8 | 177 | 600 | 29.50 |
| 11. | Lowell Fields | MT | 36.27 | 6 | 9 | 189 | 600 | 31.50 |
| 12. | Howard Lane | MO | 36.80 | 5 | 10 | 175 | 600 | 29.17 |
| 13. | Richard Pichler | WI | 36.23 | 5 | 10 | 169 | 600 | 28.17 |
| 14. | Doug Holbert | MT | 36.48 | 4 | 11 | 140 | 600 | 23.33 |
| 15. | Marvin Tarnasky | ND | 36.40 | 4 | 11 | 121 | 560 | 21.61 |

MENS DIVISION I-3 1996 WORLD


| Pos | Name | State | EntAv | W | L | R | SP | % |
|-----|-----------------------|-------|-------|------|-----|-----|-----|-------|
| 1. | Ron Heckman | OR | 35.57 | 12 | 3 | 211 | 600 | 35.17 |
| 2. | Floyd Jarrett | OK | 35.46 | 11.5 | 3.5 | 232 | 600 | 38.67 |
| 3. | Jerry Geer | WY | 35.44 | 10 | 5 | 220 | 600 | 36.67 |
| 4. | Bill Ostrom | CO | 35.81 | 10 | 5 | 201 | 600 | 33.50 |
| 5. | Irv Sieg | WY | 35.85 | 9.5 | 5.5 | 178 | 600 | 29.67 |
| 6. | Clyde Hardman | OH | 35.83 | 9 | 6 | 218 | 600 | 36.33 |
| 7. | Chas. Myers | OH | 36.22 | 8.5 | 6.5 | 215 | 600 | 35.83 |
| 8. | James Francis Sharkey | NY | 35.71 | 8.5 | 6.5 | 189 | 600 | 31.50 |
| 9. | Bud Nelson | MN | 35.61 | 8 | 7 | 177 | 600 | 29.50 |
| 10. | Lawrence Jorgenson | ND | 35.62 | 7 | 8 | 191 | 600 | 31.83 |
| 11. | Ken Martin | KS | 36.03 | 7 | 8 | 184 | 600 | 30.67 |
| 12. | Brady Craven | MO | 35.78 | 5.5 | 9.5 | 157 | 600 | 26.17 |
| 13. | Jerry Elliott | KY | 35.68 | 5.5 | 9.5 | 156 | 600 | 26.00 |
| 14. | Rich Jensen | CO | 35.92 | 4 | 11 | 176 | 600 | 29.33 |
| 15. | Jack Von Dach | OH | 35.64 | 4 | 11 | 126 | 600 | 21.00 |



Harold Harget—J-1



Lyle Olmstead—J-2



Mike Cone—J-3

MENS DIVISION J-1 1996 WORLD


| Pos | Name | State | Ent | Av | W | L | R | SP | % |
|-----|-----------------------|-------|-------|------|-----|-----|-----|-------|---|
| 1. | Harold Harget | DE | 35.38 | 13 | 2 | 256 | 600 | 42.67 | |
| 2. | Mike Gibbons | MN | 35.10 | 11.5 | 3.5 | 279 | 600 | 46.50 | |
| 3. | Perry Stephenson | AR | 35.08 | 11.5 | 3.5 | 213 | 600 | 35.50 | |
| 4. | Terry Kelly | WY | 35.33 | 10.5 | 4.5 | 216 | 600 | 36.00 | |
| 5. | Art King | FL | 35.27 | 9.5 | 5.5 | 196 | 600 | 32.67 | |
| 6. | Pat Wemhoff | NE | 35.29 | 9 | 6 | 199 | 600 | 33.17 | |
| 7. | Oscar 'Ron' Running | CA | 35.00 | 9 | 6 | 186 | 600 | 31.00 | |
| 8. | Seneca 'Red' Ferguson | IL | 35.39 | 8.5 | 6.5 | 172 | 600 | 28.67 | |
| 9. | Lance Twyman | NY | 35.34 | 8 | 7 | 178 | 600 | 29.67 | |
| 10. | Bernard Cockroft | WI | 35.22 | 6.5 | 8.5 | 182 | 600 | 30.33 | |
| 11. | Howard Aldinger | NY | 35.40 | 6 | 9 | 187 | 600 | 31.17 | |
| 12. | Tom 'Ben' Clopton | MD | 35.28 | 6 | 9 | 160 | 600 | 26.67 | |
| 13. | Ken Cook | IA | 35.12 | 5 | 10 | 163 | 600 | 27.17 | |
| 14. | Bob Barnes | MO | 35.11 | 3 | 12 | 130 | 600 | 21.67 | |
| 15. | Leroy Dominique | MO | 35.17 | 2 | 12 | 52 | 200 | 26.00 | |

MENS DIVISION J-2 1996 WORLD


| Pos | Name | State | Ent | Av | W | L | R | SP | % |
|-----|--------------------|-------|-------|------|------|-----|-----|-------|---|
| 1. | Lyle Olmstead | AB | 34.80 | 12 | 3 | 235 | 600 | 39.17 | |
| 2. | Bruce McLinn | WI | 34.35 | 11 | 4 | 234 | 600 | 39.00 | |
| 3. | Don J. Nicklen | BC | 34.83 | 10.5 | 4.5 | 207 | 600 | 34.50 | |
| 4. | Sung-Su Lanz | ND | 34.43 | 10.5 | 4.5 | 194 | 600 | 32.33 | |
| 5. | Roger Krambeck | NE | 34.84 | 9 | 6 | 214 | 600 | 35.67 | |
| 6. | Alan Crackenberger | WY | 34.33 | 9 | 6 | 196 | 600 | 32.67 | |
| 7. | Leo Benson | MT | 34.65 | 9 | 6 | 192 | 600 | 32.00 | |
| 8. | Leonard Lentz | MO | 34.93 | 8 | 7 | 189 | 600 | 31.50 | |
| 9. | Will Waddle | SD | 34.44 | 7.5 | 7.5 | 184 | 600 | 30.67 | |
| 10. | Charles Pendleton | IL | 34.42 | 7 | 8 | 193 | 600 | 32.17 | |
| 11. | Daryl Brousseau | ND | 34.64 | 7 | 8 | 184 | 600 | 30.67 | |
| 12. | Ken Howe | MN | 34.85 | 6 | 9 | 194 | 600 | 32.33 | |
| 13. | Norman Barrett | PA | 34.37 | 6 | 9 | 191 | 600 | 31.83 | |
| 14. | Allen Holloway | WI | 34.45 | 6 | 9 | 169 | 600 | 28.17 | |
| 15. | Dean Campbell | TX | 34.46 | 1.5 | 13.5 | 152 | 600 | 25.33 | |
| 16. | Harold Sapp | OR | 34.89 | 0 | 15 | 87 | 400 | 21.75 | |

MENS DIVISION J-3 1996 WORLD


| Pos | Name | State | Ent | Av | W | L | R | SP | % |
|-----|-----------------|-------|-------|------|------|-----|-----|-------|---|
| 1. | Mike Cone | WI | 33.59 | 13 | 2 | 232 | 600 | 38.67 | |
| 2. | Jim Farrey | CT | 33.90 | 10.5 | 4.5 | 185 | 600 | 30.83 | |
| 3. | Robert Dunsmore | PA | 33.82 | 10 | 5 | 205 | 600 | 34.17 | |
| 4. | Vern McGrath | IA | 33.83 | 10 | 5 | 199 | 600 | 33.17 | |
| 5. | Terry Hlavac | IL | 33.92 | 10 | 5 | 194 | 600 | 32.33 | |
| 6. | Roy Siddens | IL | 34.24 | 9 | 6 | 178 | 600 | 29.67 | |
| 7. | Don Tiegs | MN | 34.09 | 8 | 7 | 194 | 600 | 32.33 | |
| 8. | Allen Baptist | CO | 33.74 | 8 | 7 | 187 | 600 | 31.17 | |
| 9. | Gene Medzyk | CA | 33.66 | 8 | 7 | 154 | 600 | 25.67 | |
| 10. | Ken Davison | WI | 33.62 | 7 | 8 | 170 | 600 | 28.33 | |
| 11. | Ted King | MS | 34.15 | 6.5 | 8.5 | 173 | 600 | 28.83 | |
| 12. | Tony Kleidosty | NE | 34.28 | 6 | 9 | 156 | 600 | 26.00 | |
| 13. | Frank Koehler | IA | 34.10 | 5.5 | 9.5 | 173 | 600 | 28.83 | |
| 14. | Robert Tibbs | UT | 34.14 | 4 | 11 | 141 | 600 | 23.50 | |
| 15. | Gene Alderman | MI | 33.72 | 3 | 12 | 137 | 600 | 22.83 | |
| 16. | Jim Colling | CA | 34.16 | 1.5 | 13.5 | 120 | 600 | 20.00 | |



Gary Hultin—K-1



Jerry Zastrow—K-2



Robert Knudtson—K-3

MENS DIVISION K-1 1996 WORLD


| Pos | Name | State | EntAv | W | L | R | SP | % |
|-----|------------------|-------|-------|-----|-----|-----|-----|-------|
| 1. | Gary Hultin | ND | 33.33 | 12 | 3 | 242 | 600 | 40.33 |
| 2. | Lewis Kent | MO | 33.55 | 11 | 4 | 225 | 600 | 37.50 |
| 3. | George Eckstrom | WI | 33.27 | 11 | 4 | 217 | 600 | 36.17 |
| 4. | Ron Welsh | NE | 33.49 | 10 | 5 | 231 | 600 | 38.50 |
| 5. | Don Pope | WY | 33.46 | 10 | 5 | 209 | 600 | 34.83 |
| 6. | J. C. Bowen | OK | 33.01 | 8 | 7 | 209 | 600 | 34.83 |
| 7. | Lenard Pedersen | NE | 33.56 | 8 | 7 | 199 | 600 | 33.17 |
| 8. | Park Rauch | NY | 33.14 | 7 | 8 | 199 | 600 | 33.17 |
| 9. | Glen Kotschwar | NE | 32.88 | 7 | 8 | 186 | 600 | 31.00 |
| 10. | Larry Hoyt | ND | 33.11 | 7 | 8 | 184 | 600 | 30.67 |
| 11. | Jerry Redding | MT | 33.54 | 5.5 | 9.5 | 193 | 600 | 32.17 |
| 12. | Frank Willoughby | WY | 33.58 | 5.5 | 9.5 | 185 | 600 | 30.83 |
| 13. | Larry Paulson | MN | 32.98 | 5 | 10 | 197 | 600 | 32.83 |
| 14. | Jay Banschbach | MT | 33.25 | 5 | 10 | 168 | 600 | 28.00 |
| 15. | Ken Morrell | CO | 33.43 | 5 | 10 | 122 | 600 | 20.33 |
| 16. | Bill Courtwright | MO | 33.00 | 3 | 12 | 122 | 600 | 20.33 |

MENS DIVISION K-2 1996 WORLD


| Pos | Name | State | EntAv | W | L | R | SP | % |
|-----|------------------|-------|-------|-----|-----|-----|-----|-------|
| 1. | Jerry Zastrow | MN | 32.67 | 11 | 4 | 194 | 600 | 32.33 |
| 2. | Mickey Anderson | MT | 32.50 | 10 | 5 | 187 | 600 | 31.17 |
| 3. | John Wisinski | CA | 32.60 | 10 | 5 | 140 | 600 | 23.33 |
| 4. | Roosevelt Gray | WV | 32.72 | 9.5 | 5.5 | 165 | 600 | 27.50 |
| 5. | Edward Donaaghue | NY | 32.63 | 9 | 6 | 151 | 600 | 25.17 |
| 6. | Ray Regiec | CA | 32.66 | 8 | 7 | 217 | 600 | 36.17 |
| 7. | Joe Faron Sr. | MO | 32.86 | 8 | 7 | 200 | 600 | 33.33 |
| 8. | Tony Paiz | CO | 32.53 | 8 | 7 | 162 | 600 | 27.00 |
| 9. | Gil Matzdorf | WI | 32.71 | 7.5 | 7.5 | 138 | 600 | 23.00 |
| 10. | Boyd Hageman | NE | 32.64 | 7 | 8 | 181 | 600 | 30.17 |
| 11. | Earl Waggy | VA | 32.65 | 7 | 8 | 163 | 600 | 27.17 |
| 12. | John DeItondo | CO | 32.48 | 7 | 8 | 162 | 600 | 27.00 |
| 13. | Harold Laws | WI | 32.74 | 6 | 9 | 163 | 600 | 27.17 |
| 14. | Paul Zamora | NM | 32.70 | 6 | 9 | 161 | 600 | 26.83 |
| 15. | Lloyd Blaker | PA | 32.65 | 3 | 12 | 125 | 600 | 20.83 |
| 16. | Alex Mazur | SK | 32.80 | 3 | 12 | 115 | 600 | 19.17 |

MENS DIVISION K-3 1996 WORLD


| Pos | Name | State | EntAv | W | L | R | SP | % |
|-----|-------------------|-------|-------|------|-----|-----|-----|-------|
| 1. | Robert Knudtson | MN | 32.00 | 15 | 0 | 213 | 600 | 35.50 |
| 2. | Gerald Nelson | MN | 31.93 | 12 | 3 | 225 | 600 | 37.50 |
| 3. | Wilfred Kahrig | OH | 32.15 | 11 | 4 | 211 | 600 | 35.17 |
| 4. | Gaspar Romero | CO | 32.02 | 10.5 | 4.5 | 198 | 600 | 33.00 |
| 5. | Ernest Miller Jr. | MI | 32.05 | 10 | 5 | 173 | 600 | 28.83 |
| 6. | David Imme | MN | 32.45 | 9.5 | 5.5 | 156 | 600 | 26.00 |
| 7. | Mel Banks | WY | 32.01 | 9 | 6 | 186 | 600 | 31.00 |
| 8. | Ernie Flageolle | CO | 32.16 | 9 | 6 | 174 | 600 | 29.00 |
| 9. | George Allgood | UT | 31.87 | 8 | 7 | 146 | 600 | 24.33 |
| 10. | Norm Beckley | WI | 32.03 | 6 | 9 | 142 | 600 | 23.67 |
| 11. | Willis Mobley | OK | 32.27 | 5 | 10 | 144 | 600 | 24.00 |
| 12. | Rod Garlick | MI | 32.47 | 5 | 10 | 119 | 600 | 19.83 |
| 13. | Jim Link | WA | 32.09 | 4 | 11 | 155 | 600 | 25.83 |
| 14. | Steve Maestas | WY | 31.95 | 4 | 11 | 146 | 600 | 24.33 |
| 15. | James Watrous | CA | 32.08 | 1 | 13 | 49 | 200 | 24.50 |



Marty McGrath—L-1



Julian Romero—L-2



Jim Dozier—L-3

MENS DIVISION L-1 1996 WORLD


| Pos | Name | State | Ent | Av | W | L | R | SP | % |
|-----|--------------------|-------|-------|-----|------|-----|-----|-------|---|
| 1. | Marty McGrath | CA | 31.50 | 12 | 3 | 226 | 600 | 37.67 | |
| 2. | Ron Nostdahl | WY | 31.73 | 11 | 4 | 204 | 600 | 34.00 | |
| 3. | Don LeBeau | AZ | 31.51 | 11 | 4 | 184 | 600 | 30.67 | |
| 4. | John Beat | KS | 31.38 | 10 | 5 | 160 | 600 | 26.67 | |
| 5. | Raymond Crittenden | AR | 31.78 | 9.5 | 5.5 | 174 | 600 | 29.00 | |
| 6. | Wayne Prouse | TX | 30.30 | 9 | 6 | 154 | 600 | 25.67 | |
| 7. | Corlell VanGorder | ID | 31.66 | 7.5 | 7.5 | 165 | 600 | 27.50 | |
| 8. | Lloyd Schneider | NE | 31.72 | 7.5 | 7.5 | 157 | 600 | 26.17 | |
| 9. | Larry Gallegos | NM | 31.71 | 7 | 8 | 186 | 600 | 31.00 | |
| 10. | Hugh Currah | WY | 31.42 | 6.5 | 8.5 | 175 | 600 | 29.17 | |
| 11. | Bob Zausch | ID | 31.62 | 6.5 | 8.5 | 143 | 600 | 23.83 | |
| 12. | Alan Knippen | SD | 31.79 | 6 | 9 | 177 | 600 | 29.50 | |
| 13. | Rick Parmer | WY | 31.45 | 6 | 9 | 153 | 600 | 25.50 | |
| 14. | Charlie Cerkan | WA | 31.52 | 4.5 | 10.5 | 140 | 600 | 23.33 | |
| 15. | George Tanner | MI | 31.63 | 4 | 11 | 124 | 600 | 20.67 | |
| 16. | Warren Knippel | WI | 31.70 | 2 | 13 | 110 | 600 | 18.33 | |

MENS DIVISION L-2 1996 WORLD


| Pos | Name | State | Ent | Av | W | L | R | SP | % |
|-----|-----------------|-------|-------|------|-----|-----|-----|-------|---|
| 1. | Julian Romero | CO | 30.96 | 12.5 | 2.5 | 179 | 600 | 29.83 | |
| 2. | Paul Mommens | NE | 30.82 | 11 | 4 | 200 | 600 | 33.33 | |
| 3. | Ron Mosness | MT | 31.25 | 10.5 | 4.5 | 189 | 600 | 31.50 | |
| 4. | John Pellini | CO | 31.31 | 10 | 5 | 193 | 600 | 32.17 | |
| 5. | John Gregorich | WI | 31.12 | 10 | 5 | 177 | 600 | 29.50 | |
| 6. | Homer Page | PA | 30.98 | 9 | 6 | 194 | 600 | 32.33 | |
| 7. | David Volz | WI | 31.20 | 9 | 6 | 164 | 600 | 27.33 | |
| 8. | Bill Jensen | ID | 30.80 | 8 | 7 | 144 | 600 | 24.00 | |
| 9. | Don Eads | OR | 31.13 | 7.5 | 7.5 | 129 | 600 | 21.50 | |
| 10. | Mike Gribben | MT | 31.21 | 7 | 8 | 161 | 600 | 26.83 | |
| 11. | George Preis | WY | 30.87 | 5.5 | 9.5 | 149 | 600 | 24.83 | |
| 12. | Richard Hopkins | BC | 30.91 | 5 | 10 | 154 | 600 | 25.67 | |
| 13. | Lee McCumsey | IL | 30.95 | 5 | 10 | 151 | 600 | 25.17 | |
| 14. | Mel Pittman | CA | 31.11 | 4 | 11 | 138 | 600 | 23.00 | |
| 15. | Bob Carpenter | CO | 30.90 | 4 | 11 | 138 | 600 | 23.00 | |
| 16. | Roy Franke | IL | 30.84 | 2 | 13 | 84 | 600 | 14.00 | |

MENS DIVISION L-3 1996 WORLD


| Pos | Name | State | Ent | Av | W | L | R | SP | % |
|-----|----------------------|-------|-------|------|------|-----|-----|-------|---|
| 1. | Jim Dozier | WY | 29.81 | 13 | 2 | 219 | 600 | 36.50 | |
| 2. | Robert Jackson | KS | 30.21 | 11.5 | 3.5 | 182 | 600 | 30.33 | |
| 3. | Jim Ganther Jr. | WI | 30.00 | 11 | 4 | 211 | 600 | 35.17 | |
| 4. | Barrie Campbell | ND | 30.70 | 11 | 4 | 199 | 600 | 33.17 | |
| 5. | Frank Harris | GA | 30.26 | 10 | 5 | 195 | 600 | 32.50 | |
| 6. | Fred Rich | FL | 30.57 | 9 | 6 | 213 | 600 | 35.50 | |
| 7. | Walt Goodseal | CO | 29.92 | 8.5 | 6.5 | 206 | 600 | 34.33 | |
| 8. | Paul Taylor | ID | 30.23 | 8 | 7 | 184 | 600 | 30.67 | |
| 9. | Dave Morales | CO | 30.01 | 7 | 8 | 192 | 600 | 32.00 | |
| 10. | Bennie Underwood | TX | 29.77 | 7 | 8 | 165 | 600 | 27.50 | |
| 11. | Robert Ingersoll | NY | 30.25 | 7 | 8 | 162 | 600 | 27.00 | |
| 12. | Joe Bevers | NM | 30.02 | 6.5 | 8.5 | 163 | 600 | 27.17 | |
| 13. | Ray Jessen | NE | 29.89 | 4 | 11 | 167 | 600 | 27.83 | |
| 14. | Walter Wojciechowski | IL | 30.65 | 4 | 11 | 166 | 600 | 27.67 | |
| 15. | Ed Holden | CA | 30.44 | 2.5 | 12.5 | 150 | 600 | 25.00 | |



Cal Weber—M-1



Wendell Copenhaver—M-2



Don Clemens—M-3

MENS DIVISION M-1 1996 WORLD


| Pos | Name | State | Ent | Av | W | L | R | SP | % |
|-----|--------------------|-------|-------|-----|------|-----|-----|-------|---|
| 1. | Cal Weber | MN | 29.60 | 14 | 1 | 243 | 600 | 40.50 | |
| 2. | Alex Freidenberger | KS | 29.63 | 12 | 3 | 172 | 600 | 28.67 | |
| 3. | Tom Steinke | WI | 29.47 | 12 | 3 | 149 | 600 | 24.83 | |
| 4. | Marty Wittig | CO | 29.74 | 10 | 5 | 169 | 600 | 28.17 | |
| 5. | Rick Vandersloot | WY | 29.44 | 9 | 6 | 184 | 600 | 30.67 | |
| 6. | Harvey Wobbe | MO | 29.57 | 9 | 6 | 142 | 600 | 23.67 | |
| 7. | Ted Myren | MN | 29.61 | 9 | 6 | 132 | 600 | 22.00 | |
| 8. | Marshall Henegar | OH | 29.68 | 8 | 7 | 154 | 600 | 25.67 | |
| 9. | Ray Miner | OH | 29.59 | 8 | 7 | 153 | 600 | 25.50 | |
| 10. | Glen Plaisted | KS | 29.30 | 7 | 8 | 104 | 600 | 17.33 | |
| 11. | Sam Vogel | MO | 29.58 | 6 | 9 | 139 | 600 | 23.17 | |
| 12. | Larry Raffaelli | CO | 29.76 | 5 | 10 | 108 | 600 | 18.00 | |
| 13. | Gene Shuler | WY | 29.50 | 4.5 | 10.5 | 132 | 600 | 22.00 | |
| 14. | Gene Rhinehart | WI | 29.34 | 4 | 11 | 125 | 600 | 20.83 | |
| 15. | Ron Vogel | NJ | 29.53 | 2.5 | 12.5 | 97 | 600 | 16.17 | |

MENS DIVISION M-2 1996 WORLD

| Pos | Name | State | Ent | Av | W | L | R | SP | % |
|-----|--------------------|-------|-------|------|-----|-----|-----|-------|---|
| 1. | Wendell Copenhaver | MT | 28.96 | 12.5 | 2.5 | 183 | 600 | 30.50 | |
| 2. | Norbert Brown | CA | 29.24 | 11 | 4 | 196 | 600 | 32.67 | |
| 3. | Monty Rains | CO | 28.86 | 11 | 4 | 164 | 600 | 27.33 | |
| 4. | Robert Hopkins | NE | 28.85 | 11 | 4 | 140 | 600 | 23.33 | |
| 5. | Bob Bayerl | MN | 29.14 | 10 | 5 | 188 | 600 | 31.33 | |
| 6. | Rich Bybee | WY | 29.02 | 9 | 6 | 158 | 600 | 26.33 | |
| 7. | Donald Harmon | SD | 29.07 | 8 | 7 | 153 | 600 | 25.50 | |
| 8. | Shawn Stoltenberg | MT | 29.11 | 7.5 | 7.5 | 158 | 600 | 26.33 | |
| 9. | Jerry Walz | MN | 28.87 | 7 | 8 | 172 | 600 | 28.67 | |
| 10. | Stan Banner | NY | 29.27 | 6.5 | 8.5 | 154 | 600 | 25.67 | |
| 11. | Pat McCabe | WY | 29.28 | 6.5 | 8.5 | 149 | 600 | 24.83 | |
| 12. | Rich Schmidt | CO | 28.94 | 6 | 9 | 151 | 600 | 25.17 | |
| 13. | Randy Juell | MT | 29.08 | 6 | 9 | 146 | 600 | 24.33 | |
| 14. | Al Pence | OH | 28.91 | 4 | 11 | 118 | 600 | 19.67 | |
| 15. | John Warren | ID | 28.85 | 4 | 11 | 111 | 600 | 18.50 | |

MENS DIVISION M-3 1996 WORLD


| Pos | Name | State | Ent | Av | W | L | R | SP | % |
|-----|-----------------------|-------|-------|-----|-----|-----|-----|-------|---|
| 1. | Don Clemens | MO | 28.45 | 12 | 3 | 167 | 600 | 27.83 | |
| 2. | Robert Kingsolver Sr. | MO | 28.69 | 11 | 4 | 161 | 600 | 26.83 | |
| 3. | Willard Williams | TN | 28.49 | 11 | 4 | 155 | 600 | 25.83 | |
| 4. | Alvin Gunderson | MN | 28.38 | 10 | 5 | 190 | 600 | 31.67 | |
| 5. | Rich Kuehn | NE | 28.56 | 10 | 5 | 160 | 600 | 26.67 | |
| 6. | Dave Risse | SD | 28.57 | 9 | 6 | 173 | 600 | 28.83 | |
| 7. | Homer Cain | OK | 28.83 | 8.5 | 6.5 | 170 | 600 | 28.33 | |
| 8. | Alan Jones | IL | 28.82 | 8.5 | 6.5 | 137 | 600 | 22.83 | |
| 9. | Marvey Washburn | KS | 28.55 | 7.5 | 7.5 | 155 | 600 | 25.83 | |
| 10. | John Strong | NE | 28.44 | 7 | 8 | 143 | 600 | 23.83 | |
| 11. | J. R. Ewing | CO | 28.72 | 6 | 9 | 118 | 600 | 19.67 | |
| 12. | Ernie Coulter | CO | 28.71 | 5.5 | 9.5 | 120 | 600 | 20.00 | |
| 13. | Ray Clay | OK | 28.81 | 5 | 10 | 132 | 600 | 22.00 | |
| 14. | Joe Dominique | MO | 28.60 | 4 | 11 | 46 | 200 | 23.00 | |
| 15. | Adrian Richard | MT | 28.67 | 4 | 11 | 117 | 600 | 19.50 | |
| 16. | Don Neuhauser | IN | 28.64 | 1 | 14 | 99 | 600 | 16.50 | |



Bob Manion—N-1



Edward Osterkamp—N-2



Vic Magnus—N-3

MENS DIVISION N-1 1996 WORLD


| Pos | Name | State | Ent | Av | W | L | R | SP | % |
|-----|---------------------|-------|-------|------|------|-----|-----|-------|---|
| 1. | Bob Manion | IL | 28.28 | 14 | 1 | 203 | 600 | 33.83 | |
| 2. | John R Swan | FL | 28.07 | 11.5 | 3.5 | 175 | 600 | 29.17 | |
| 3. | Al Kaisershot | IL | 27.90 | 11 | 4 | 165 | 600 | 27.50 | |
| 4. | Sid Dubs | NE | 27.77 | 10.5 | 4.5 | 154 | 600 | 25.67 | |
| 5. | Tom Hadley | IL | 28.26 | 10 | 5 | 156 | 600 | 26.00 | |
| 6. | Clement Michaud | IL | 28.23 | 10 | 5 | 150 | 600 | 25.00 | |
| 7. | Gilbert 'Jack' Mahn | FL | 28.37 | 10 | 5 | 126 | 600 | 21.00 | |
| 8. | Larry Williams | OR | 27.74 | 9 | 6 | 108 | 600 | 18.00 | |
| 9. | Gary Mauck | WY | 27.94 | 8 | 7 | 140 | 600 | 23.33 | |
| 10. | Robert Thomsen | NE | 28.22 | 7 | 8 | 131 | 600 | 21.83 | |
| 11. | Larry Scheuffele | OR | 28.09 | 6.5 | 8.5 | 106 | 600 | 17.67 | |
| 12. | Rex Wood | MI | 27.83 | 5 | 10 | 81 | 600 | 13.50 | |
| 13. | Virgil Birgen | NV | 28.35 | 4.5 | 10.5 | 89 | 600 | 14.83 | |

MENS DIVISION N-2 1996 WORLD


| Pos | Name | State | Ent | Av | W | L | R | SP | % |
|-----|------------------|-------|-------|-----|-----|-----|-----|-------|---|
| 1. | Edward Osterkamp | SD | 27.12 | 14 | 2 | 206 | 640 | 32.19 | |
| 2. | Maurice Drake | CO | 27.67 | 13 | 3 | 210 | 640 | 32.81 | |
| 3. | Pete Pintor | CO | 27.45 | 12 | 3 | 226 | 600 | 37.67 | |
| 4. | Lewis Carpenter | SD | 27.44 | 12 | 3 | 210 | 600 | 35.00 | |
| 5. | Richard Robbins | CA | 27.35 | 9 | 6 | 173 | 600 | 28.83 | |
| 6. | Carl Baehler | NE | 27.02 | 8 | 7 | 156 | 600 | 26.00 | |
| 7. | Tom McGavock | IL | 27.05 | 8 | 7 | 150 | 600 | 25.00 | |
| 8. | Steve Matuke | MN | 27.65 | 7.5 | 7.5 | 147 | 600 | 24.50 | |
| 9. | Bob Berry | CO | 27.28 | 6.5 | 8.5 | 166 | 600 | 27.67 | |
| 10. | John Petraitis | CO | 27.71 | 6 | 9 | 144 | 600 | 24.00 | |
| 11. | Paul Voelker Jr. | KS | 27.68 | 6 | 9 | 143 | 600 | 23.83 | |
| 12. | Ed Boggess | FL | 27.11 | 6 | 9 | 128 | 600 | 21.33 | |
| 13. | Harvey Washburn | KS | 27.42 | 6 | 9 | 119 | 600 | 19.83 | |
| 14. | Bill Trader | ND | 27.20 | 5 | 10 | 128 | 600 | 21.33 | |
| 15. | Donald Boyd | ON | 27.03 | 2 | 13 | 96 | 600 | 16.00 | |

MENS DIVISION N-3 1996 WORLD


| Pos | Name | State | Ent | Av | W | L | R | SP | % |
|-----|--------------------|-------|-------|------|------|-----|-----|-------|---|
| 1. | Vic Magnus | CO | 26.62 | 14 | 2 | 216 | 640 | 33.75 | |
| 2. | Richard Potter | KS | 26.70 | 13 | 3 | 220 | 640 | 34.38 | |
| 3. | Ray Mallo | WI | 26.63 | 11.5 | 3.5 | 182 | 600 | 30.33 | |
| 4. | Billy Walters | OK | 26.92 | 11 | 4 | 212 | 600 | 35.33 | |
| 5. | Fred Simpson | AZ | 26.95 | 9.5 | 5.5 | 149 | 600 | 24.83 | |
| 6. | Bob Bieseimeier | CO | 26.64 | 9 | 6 | 160 | 600 | 26.67 | |
| 7. | Mike Spilchen | SK | 27.00 | 8.5 | 6.5 | 168 | 600 | 28.00 | |
| 8. | Duane McGrath | CA | 26.59 | 8.5 | 6.5 | 146 | 600 | 24.33 | |
| 9. | Earl Cummings | WI | 26.96 | 8 | 7 | 132 | 600 | 22.00 | |
| 10. | George Hudspeth Jr | CO | 26.58 | 7.5 | 7.5 | 143 | 600 | 23.83 | |
| 11. | Harry Reber | MI | 26.87 | 5 | 10 | 112 | 600 | 18.67 | |
| 12. | Dan Redding | WY | 26.71 | 4.5 | 10.5 | 103 | 600 | 17.17 | |
| 13. | Richard Espitee | CT | 26.75 | 4.5 | 10.5 | 94 | 600 | 15.67 | |
| 14. | Jon Cerkan | OR | 26.84 | 3.5 | 11.5 | 116 | 600 | 19.33 | |
| 15. | Vern Tieszen | ID | 26.80 | 3 | 12 | 93 | 600 | 15.50 | |



Arnet Howes—O-1



Richard Stormont—O-2



John R. Franklin—O-3

MENS DIVISION O-1 1996 WORLD


| Pos | Name | State | Ent | Av | W | L | R | SP | % |
|-----|----------------|-------|-------|------|-----|-----|-----|-------|---|
| 1. | Arnet Howes | NE | 25.87 | 14.5 | 0.5 | 187 | 600 | 31.17 | |
| 2. | Ed Lee | MD | 26.25 | 10 | 5 | 157 | 600 | 26.17 | |
| 3. | John Wemhoff | NE | 23.45 | 10 | 5 | 154 | 600 | 25.67 | |
| 4. | Jerry Kopf | KS | 25.98 | 10 | 5 | 113 | 600 | 18.83 | |
| 5. | Harvey Steen | ND | 26.52 | 9 | 6 | 151 | 600 | 25.17 | |
| 6. | Max Leth | NE | 25.89 | 8.5 | 6.5 | 149 | 600 | 24.83 | |
| 7. | Sylvester Okon | WI | 25.97 | 7.5 | 7.5 | 140 | 600 | 23.33 | |
| 8. | Wayne Bennett | MT | 25.95 | 7.5 | 7.5 | 138 | 600 | 23.00 | |
| 9. | Harold Kennedy | NE | 25.86 | 7 | 8 | 145 | 600 | 24.17 | |
| 10. | Darrell Keil | KS | 25.77 | 7 | 8 | 141 | 600 | 23.50 | |
| 11. | Harold Hoff | ND | 26.42 | 7 | 8 | 107 | 600 | 17.83 | |
| 12. | Keith Cole | KS | 26.38 | 6.5 | 8.5 | 130 | 600 | 21.67 | |
| 13. | Jim David | MN | 25.78 | 6 | 9 | 133 | 600 | 22.17 | |
| 14. | Dick Bois | MA | 26.22 | 5.5 | 9.5 | 131 | 600 | 21.83 | |
| 15. | Dean Heng | MN | 26.00 | 4 | 11 | 137 | 600 | 22.83 | |

MENS DIVISION O-2 1996 WORLD


| Pos | Name | State | Ent | Av | W | L | R | SP | % |
|-----|-----------------------|-------|-------|------|-----|-----|-----|-------|---|
| 1. | Richard Stormont | AZ | 25.20 | 14.5 | 0.5 | 187 | 600 | 31.17 | |
| 2. | Robert Gorman | NY | 25.35 | 11.5 | 3.5 | 197 | 600 | 32.83 | |
| 3. | Dave Petersen | NE | 25.63 | 11 | 4 | 184 | 600 | 30.67 | |
| 4. | Jim Newton | SD | 25.46 | 10 | 5 | 150 | 600 | 25.00 | |
| 5. | Ray Sharp | WY | 25.34 | 9.5 | 5.5 | 185 | 600 | 30.83 | |
| 6. | Charles 'Buddy' Short | NJ | 25.10 | 9 | 6 | 144 | 600 | 24.00 | |
| 7. | Steve Stevens | WI | 25.76 | 8 | 7 | 172 | 600 | 28.67 | |
| 8. | Tom Koti | SD | 25.51 | 8 | 7 | 114 | 600 | 19.00 | |
| 9. | Al Kostelac | KS | 25.47 | 7.5 | 7.5 | 146 | 600 | 24.33 | |
| 10. | Dan Long | OH | 25.71 | 7 | 8 | 137 | 600 | 22.83 | |
| 11. | Laverne Gerdes | NE | 25.70 | 6 | 9 | 142 | 600 | 23.67 | |
| 12. | Alvino 'Beno' Maestas | WY | 25.53 | 6 | 9 | 125 | 600 | 20.83 | |
| 13. | Brick Roberts | OK | 25.75 | 4 | 11 | 107 | 600 | 17.83 | |
| 14. | John Nelson | MN | 25.64 | 4 | 11 | 102 | 600 | 17.00 | |
| 15. | Chuck Warner | OR | 25.49 | 3 | 12 | 102 | 600 | 17.00 | |
| 16. | Dan Bauer | CO | 25.11 | 1 | 14 | 53 | 400 | 13.25 | |

MENS DIVISION O-3 1996 WORLD


| Pos | Name | State | Ent | Av | W | L | R | SP | % |
|-----|-------------------|-------|-------|------|-----|-----|-----|-------|---|
| 1. | John R. Franklin | FL | 24.87 | 14.5 | 0.5 | 185 | 600 | 30.83 | |
| 2. | Rowen Swick | WI | 25.08 | 11 | 4 | 170 | 600 | 28.33 | |
| 3. | Dan Nelson | CO | 25.09 | 11 | 4 | 147 | 600 | 24.50 | |
| 4. | Joe Stencil | CO | 24.34 | 10 | 5 | 147 | 600 | 24.50 | |
| 5. | Lee Brinkman | CA | 23.94 | 9 | 6 | 133 | 600 | 22.17 | |
| 6. | Jerry Phillips | WY | 24.12 | 9 | 6 | 100 | 600 | 16.67 | |
| 7. | Vernon Jamison | NE | 24.21 | 8 | 7 | 128 | 600 | 21.33 | |
| 8. | Wes Wilsey | SD | 24.05 | 8 | 7 | 85 | 600 | 14.17 | |
| 9. | H Allison McElroy | ON | 24.36 | 7.5 | 7.5 | 124 | 600 | 20.67 | |
| 10. | Jim Quist | WA | 24.54 | 7 | 8 | 127 | 600 | 21.17 | |
| 11. | Ray Tawney | GA | 24.58 | 6 | 9 | 124 | 600 | 20.67 | |
| 12. | Dean LeClere | IA | 24.80 | 6 | 9 | 94 | 600 | 15.67 | |
| 13. | Scott Buckley | WY | 24.13 | 5 | 10 | 103 | 600 | 17.17 | |
| 14. | Glenn Hawks | NE | 24.74 | 4 | 11 | 114 | 600 | 19.00 | |
| 15. | Gary Dennis | MI | 23.99 | 4 | 11 | 94 | 600 | 15.67 | |



John Hoversland—P-1



Jeff McDonald—P-2




Michael Walter—P-3


| MENS DIVISION P-1 1996 WORLD | | | | | | | | | |
|------------------------------|--------------------|-------|-------|------|-----|-----|-----|-------|---|
| Pos | Name | State | Ent | Av | W | L | R | SP | % |
| 1. | John Hoversland | MT | 23.02 | 12 | 3 | 133 | 600 | 22.17 | |
| 2. | Ron Elmer | WY | 23.81 | 11.5 | 3.5 | 158 | 600 | 26.33 | |
| 3. | Roger Bouscal | CA | 23.80 | 11 | 4 | 166 | 600 | 27.67 | |
| 4. | Ernie Johnson | CO | 23.83 | 11 | 4 | 164 | 600 | 27.33 | |
| 5. | Louis 'Jack' Green | IL | 22.89 | 10 | 5 | 123 | 600 | 20.50 | |
| 6. | Wallace Keith | IL | 23.65 | 9 | 6 | 146 | 600 | 24.33 | |
| 7. | David Garen | OH | 22.63 | 9 | 6 | 95 | 600 | 15.83 | |
| 8. | Richard Stein | CO | 22.33 | 8 | 7 | 139 | 600 | 23.17 | |
| 9. | Dale Perry | WA | 21.57 | 8 | 7 | 88 | 600 | 14.67 | |
| 10. | Kendell Minard | NH | 23.03 | 7.5 | 7.5 | 124 | 600 | 20.67 | |
| 11. | Charles Couture | MT | 23.14 | 5 | 10 | 125 | 600 | 20.83 | |
| 12. | Rich Zylak | PA | 23.11 | 5 | 10 | 100 | 600 | 16.67 | |
| 13. | Harold Wilcox | CO | 22.65 | 4 | 11 | 109 | 600 | 18.17 | |
| 14. | Jody Thompson | KS | 22.87 | 4 | 11 | 98 | 600 | 16.33 | |
| 15. | Bob Miller | UT | 23.82 | 3 | 12 | 81 | 600 | 13.50 | |
| 16. | James Clippinger | PA | 23.84 | 2 | 13 | 85 | 600 | 14.17 | |

| MENS DIVISION P-2 1996 WORLD | | | | | | | | | |
|------------------------------|-----------------|-------|-------|------|------|-----|-----|-------|---|
| Pos | Name | State | Ent | Av | W | L | R | SP | % |
| 1. | Jeff McDonald | CO | 22.29 | 15 | 0 | 173 | 600 | 28.83 | |
| 2. | Glen Berglund | MN | 21.61 | 11 | 4 | 141 | 600 | 23.50 | |
| 3. | Erwin Rakstad | IL | 21.80 | 11 | 4 | 110 | 600 | 18.33 | |
| 4. | Bill Garner | MO | 22.20 | 10.5 | 4.5 | 157 | 600 | 26.17 | |
| 5. | Tom Giese | ND | 22.34 | 10.5 | 4.5 | 150 | 600 | 25.00 | |
| 6. | Ron Sabish Sr. | WI | 22.28 | 9.5 | 5.5 | 122 | 600 | 20.33 | |
| 7. | John Hargrove | MO | 22.39 | 9 | 6 | 126 | 600 | 21.00 | |
| 8. | Frank Sanchez | UT | 22.46 | 9 | 6 | 109 | 600 | 18.17 | |
| 9. | Oscar Dokken | SD | 22.22 | 7 | 8 | 93 | 600 | 15.50 | |
| 10. | Tom Baumgartner | CO | 21.76 | 5 | 10 | 98 | 600 | 16.33 | |
| 11. | Len Meistad | WI | 22.37 | 5 | 10 | 90 | 600 | 15.00 | |
| 12. | Herman Bargfeld | MT | 21.96 | 5 | 10 | 68 | 600 | 11.33 | |
| 13. | Don Orris | NE | 21.75 | 4.5 | 10.5 | 78 | 600 | 13.00 | |
| 14. | Harry Bissell | MI | 22.43 | 4 | 11 | 103 | 600 | 17.17 | |
| 15. | Ron Cox | IN | 21.49 | 4 | 11 | 101 | 600 | 16.83 | |
| 16. | Gary Buehler | MO | 21.88 | 0 | 15 | 81 | 600 | 13.50 | |


| MENS DIVISION P-3 1996 WORLD | | | | | | | | | |
|------------------------------|--------------------------|-------|-------|------|------|-----|-----|-------|---|
| Pos | Name | State | Ent | Av | W | L | R | SP | % |
| 1. | Michael Walter | NE | 20.93 | 11.5 | 3.5 | 133 | 600 | 22.17 | |
| 2. | Kurt Whaley | SD | 20.53 | 11 | 4 | 167 | 600 | 27.83 | |
| 3. | Duane Traversie | SD | 20.26 | 10 | 5 | 139 | 600 | 23.17 | |
| 4. | Kenneth Stone | MI | 21.08 | 10 | 5 | 73 | 600 | 12.17 | |
| 5. | Morris 'Sonny' Alexander | WY | 20.37 | 9.5 | 5.5 | 122 | 600 | 20.33 | |
| 6. | Henry Pater | SD | 20.64 | 9.5 | 5.5 | 112 | 600 | 18.67 | |
| 7. | James Dumhart | MD | 20.32 | 8.5 | 6.5 | 118 | 600 | 19.67 | |
| 8. | Franklin Dohrwardt | WI | 21.09 | 8 | 7 | 118 | 600 | 19.67 | |
| 9. | Terry Amende | WY | 20.88 | 7 | 8 | 107 | 600 | 17.83 | |
| 10. | R. D. Key | WY | 20.06 | 7 | 8 | 105 | 600 | 17.50 | |
| 11. | Melvin Luther | NY | 20.82 | 7 | 8 | 93 | 600 | 15.50 | |
| 12. | Lee Henninger | CA | 20.74 | 7 | 8 | 85 | 600 | 14.17 | |
| 13. | James McAnelly | IL | 21.44 | 6.5 | 8.5 | 105 | 600 | 17.50 | |
| 14. | Jim Woolman | UT | 21.18 | 3.5 | 11.5 | 66 | 600 | 11.00 | |
| 15. | Denny Rusho | NE | 20.86 | 3 | 12 | 69 | 600 | 11.50 | |
| 16. | Ken Snyder Jr. | MT | 20.92 | 1 | 14 | 42 | 600 | 7.00 | |



Inge Byrkjeland—Q-1



Clyde Rains—Q-2



Bruce Allred—Q-3

MENS DIVISION Q-1 1996 WORLD

| Pos | Name | State | Ent | Av | W | L | R | SP | % |
|-----|------------------|-------|-------|------|-----|-----|-----|-----|-------|
| 1. | Inge Byrkjeland | NOR | 20.00 | 13 | 2 | 2 | 155 | 600 | 25.83 |
| 2. | George Brack | WY | 18.71 | 12.5 | 2.5 | 2.5 | 150 | 600 | 25.00 |
| 3. | Mike Allgier | SD | 18.90 | 10.5 | 4.5 | 4.5 | 130 | 600 | 21.67 |
| 4. | Paul Reeves | ID | 19.21 | 9.5 | 5.5 | 5.5 | 128 | 600 | 21.33 |
| 5. | Joel Stenhaug | MN | 19.45 | 9 | 6 | 6 | 123 | 600 | 20.50 |
| 6. | Lovell Wheeler | SD | 18.85 | 8.5 | 6.5 | 6.5 | 86 | 600 | 14.33 |
| 7. | Robert W Wright | FL | 19.79 | 8 | 7 | 7 | 117 | 600 | 19.50 |
| 8. | Mike Arsenault | TX | 18.35 | 7 | 8 | 8 | 111 | 600 | 18.50 |
| 9. | Joel Moreland | CO | 18.99 | 7 | 8 | 8 | 89 | 600 | 14.83 |
| 10. | Bob Bowker | SD | 19.71 | 6.5 | 8.5 | 8.5 | 104 | 600 | 17.33 |
| 11. | Steve Sager | WY | 19.13 | 6 | 9 | 9 | 88 | 600 | 14.67 |
| 12. | Wayne Danison | AZ | 18.80 | 5.5 | 9.5 | 9.5 | 112 | 600 | 18.67 |
| 13. | Kenny Criswell | CO | 18.68 | 5 | 10 | 10 | 103 | 600 | 17.17 |
| 14. | M. Raymond Forga | MN | 19.24 | 4 | 11 | 11 | 100 | 600 | 16.67 |
| 15. | Chuck Derrickson | NE | 19.60 | 4 | 11 | 11 | 71 | 600 | 11.83 |
| 16. | John Brotherton | CA | 13.62 | 4 | 11 | 11 | 66 | 600 | 11.00 |

MENS DIVISION Q-2 1996 WORLD


| | | | | | | | | | |
|-----|-----------------|----|-------|------|------|------|-----|-----|-------|
| 1. | Clyde Rains | IA | 17.50 | 12.5 | 2.5 | 2.5 | 141 | 600 | 23.50 |
| 2. | Gary Snider | WY | 17.57 | 11 | 4 | 4 | 179 | 600 | 29.83 |
| 3. | Nathan Nelson | MN | 18.57 | 11 | 4 | 4 | 142 | 600 | 23.67 |
| 4. | Phil Custard | NE | 18.19 | 10 | 5 | 5 | 134 | 600 | 22.33 |
| 5. | Rodney Johns | NE | 18.16 | 9 | 6 | 6 | 128 | 600 | 21.33 |
| 6. | Ron Sprouse | OH | 17.29 | 8.5 | 6.5 | 6.5 | 113 | 600 | 18.83 |
| 7. | Marvin Sandell | SD | 18.26 | 8 | 7 | 7 | 134 | 600 | 22.33 |
| 8. | Elray Bridges | WY | 18.67 | 8 | 7 | 7 | 125 | 600 | 20.83 |
| 9. | Jim Gorth | CA | 17.34 | 8 | 7 | 7 | 110 | 600 | 18.33 |
| 10. | Jim Korte | IL | 18.28 | 7 | 8 | 8 | 86 | 600 | 14.33 |
| 11. | Dave Redding | WY | 17.12 | 6 | 9 | 9 | 94 | 600 | 15.67 |
| 12. | Bob Steinhauser | IL | 17.77 | 6 | 9 | 9 | 88 | 600 | 14.67 |
| 13. | Gene Loyd | MO | 18.15 | 5.5 | 9.5 | 9.5 | 100 | 600 | 16.67 |
| 14. | Bob Kokesh | SD | 17.36 | 5 | 10 | 10 | 71 | 600 | 11.83 |
| 15. | Henry Reid | ID | 18.67 | 3.5 | 11.5 | 11.5 | 63 | 600 | 10.50 |
| 16. | Bill Mee | MT | 18.18 | 1 | 14 | 14 | 77 | 600 | 12.83 |

MENS DIVISION Q-3 1996 WORLD

| | | | | | | | | | |
|-----|----------------|----|-------|----|----|----|-----|-----|-------|
| 1. | Bruce Allred | UT | 16.25 | 14 | 2 | 2 | 170 | 640 | 26.56 |
| 2. | Ed Vandersloot | WY | 16.92 | 13 | 3 | 3 | 103 | 640 | 16.09 |
| 3. | Brice Baker | NE | 16.43 | 11 | 4 | 4 | 120 | 600 | 20.00 |
| 4. | Larry Thorsen | CA | 16.31 | 11 | 4 | 4 | 115 | 600 | 19.17 |
| 5. | Bill Belt | MO | 15.99 | 10 | 5 | 5 | 130 | 600 | 21.67 |
| 6. | Darin Gullings | MT | 16.01 | 10 | 5 | 5 | 113 | 600 | 18.83 |
| 7. | Jim Solava | IL | 15.94 | 8 | 7 | 7 | 111 | 600 | 18.50 |
| 8. | John R Brady | WY | 15.61 | 8 | 7 | 7 | 92 | 600 | 15.33 |
| 9. | Robert Horton | OK | 15.65 | 7 | 8 | 8 | 111 | 600 | 18.50 |
| 10. | Dennis Snyder | MT | 17.03 | 6 | 9 | 9 | 91 | 600 | 15.17 |
| 11. | John McCreery | ID | 16.56 | 6 | 9 | 9 | 80 | 600 | 13.33 |
| 12. | Robert Gould | NY | 15.37 | 5 | 10 | 10 | 60 | 600 | 10.00 |
| 13. | Dick Rosenbaum | CT | 16.41 | 4 | 11 | 11 | 82 | 600 | 13.67 |
| 14. | Curt Novinski | WI | 15.39 | 4 | 11 | 11 | 65 | 600 | 10.83 |
| 15. | Skip Hudspeth | CO | 16.08 | 4 | 11 | 11 | 50 | 600 | 8.33 |
| 16. | Frank Yohn | IL | 15.85 | 0 | 15 | 15 | 4 | 200 | 2.00 |



Bill Robertson—R-1



Dan Volz—R-2



Richard Thompson—R-3

MENS DIVISION R-1 1996 WORLD

| Pos | Name | State | EntAv | W | L | R | SP | % |
|-----|----------------|-------|-------|-----|-----|-----|-----|-------|
| 1. | Bill Robertson | MN | 14.19 | 14 | 1 | 128 | 600 | 21.33 |
| 2. | Royce Keiser | CA | 13.63 | 12 | 3 | 83 | 600 | 13.83 |
| 3. | Don Lease | NE | 14.65 | 10 | 5 | 62 | 600 | 10.33 |
| 4. | Lyle Anderson | ND | 14.68 | 9.5 | 5.5 | 86 | 600 | 14.33 |
| 5. | Sean McLernon | IL | 15.03 | 9.5 | 5.5 | 84 | 600 | 14.00 |
| 6. | Ken Bergeson | WY | 15.10 | 8.5 | 6.5 | 66 | 600 | 11.00 |
| 7. | Dave Senger | MN | 15.19 | 8.5 | 6.5 | 54 | 600 | 9.00 |
| 8. | Gary Donarski | MN | 14.33 | 8 | 7 | 85 | 600 | 14.17 |
| 9. | Gene Ewing | SD | 14.96 | 8 | 7 | 63 | 600 | 10.50 |
| 10. | Lyle Harrison | MT | 15.25 | 7.5 | 7.5 | 72 | 600 | 12.00 |
| 11. | John Maurer | WY | 13.62 | 7.5 | 7.5 | 57 | 600 | 9.50 |
| 12. | Robert Biss | NE | 14.32 | 7 | 8 | 57 | 600 | 9.50 |
| 13. | Roy Heyden | CA | 15.27 | 6 | 9 | 37 | 600 | 6.17 |
| 14. | Jim Hays | WY | 14.46 | 3 | 12 | 46 | 600 | 7.67 |
| 15. | Jim Skoronsky | CO | 14.39 | 1 | 14 | 16 | 480 | 3.33 |

MENS DIVISION R-2 1996 WORLD

| Pos | Name | State | EntAv | W | L | R | SP | % |
|-----|------------------|-------|-------|------|-----|-----|-----|-------|
| 1. | Dan Volz | WI | 12.30 | 14 | 1 | 107 | 600 | 17.83 |
| 2. | Gary Wilson | NV | 12.87 | 13 | 2 | 111 | 600 | 18.50 |
| 3. | Terry Sears | IN | 13.11 | 12.5 | 2.5 | 55 | 600 | 9.17 |
| 4. | George King | IL | 12.12 | 11 | 4 | 54 | 600 | 9.00 |
| 5. | KJ Sullivan | ND | 13.45 | 10 | 5 | 128 | 600 | 21.33 |
| 6. | John Loyd | MO | 12.10 | 10 | 5 | 83 | 600 | 13.83 |
| 7. | Keith Wright | WY | 12.05 | 9 | 6 | 91 | 600 | 15.17 |
| 8. | Craig McGee | WY | 13.50 | 7 | 8 | 81 | 600 | 13.50 |
| 9. | Robert Braden | ND | 12.41 | 7 | 8 | 72 | 600 | 12.00 |
| 10. | Jesse Contreras | IL | 11.47 | 6.5 | 8.5 | 48 | 600 | 8.00 |
| 11. | Jerry Henwood | WY | 12.81 | 5.5 | 9.5 | 61 | 600 | 10.17 |
| 12. | Ken O'Rear | MI | 12.98 | 5.5 | 9.5 | 54 | 600 | 9.00 |
| 13. | Butch Ealy | WY | 12.38 | 4 | 11 | 77 | 600 | 12.83 |
| 14. | John Barton | CT | 13.24 | 3 | 12 | 29 | 600 | 4.83 |
| 15. | Robert Schneider | WA | 12.50 | 2 | 13 | 28 | 600 | 4.67 |

MENS DIVISION R-3 1996 WORLD

| Pos | Name | State | EntAv | W | L | R | SP | % |
|-----|-------------------|-------|-------|------|------|-----|-----|-------|
| 1. | Richard Thompson | GA | 6.62 | 13 | 2 | 124 | 600 | 20.67 |
| 2. | Cam DaRif | WY | 10.92 | 12 | 3 | 83 | 600 | 13.83 |
| 3. | Bill Hayward | NE | 9.45 | 11.5 | 3.5 | 87 | 600 | 14.50 |
| 4. | Richard Contreras | IL | 8.13 | 10.5 | 4.5 | 58 | 600 | 9.67 |
| 5. | Otto Blackburn | OH | 10.54 | 10 | 5 | 87 | 600 | 14.50 |
| 6. | Steve Hovda | MN | 10.19 | 10 | 5 | 81 | 600 | 13.50 |
| 7. | Buddy Ayer | GA | 7.55 | 10 | 5 | 67 | 600 | 11.17 |
| 8. | Jerry Lewis | KS | 10.57 | 9 | 6 | 69 | 600 | 11.50 |
| 9. | Jon 'Russ' Husted | ND | 4.59 | 7 | 8 | 85 | 600 | 14.17 |
| 10. | Marvin Timm | MN | 9.72 | 6 | 9 | 76 | 600 | 12.67 |
| 11. | Elden Vannoy | VA | 9.18 | 6 | 9 | 33 | 600 | 5.50 |
| 12. | Wayne Roope | NC | 7.49 | 4.5 | 10.5 | 34 | 600 | 5.67 |
| 13. | Dave Bertch | SD | 4.30 | 4.5 | 10.5 | 20 | 600 | 3.33 |
| 14. | Mitch Hart | CO | 7.54 | 4 | 11 | 30 | 600 | 5.00 |
| 15. | Delbert Harrison | WY | 7.87 | 1 | 14 | 29 | 600 | 4.83 |
| 16. | Tim Gresens | WY | 1.94 | 1 | 14 | 20 | 600 | 3.33 |

Senior Men Division



Championship Class

Senior Men Champion—Ed Arionus

| Pos | Name | State | Ent | Av | W | L | R | SP | % | Pts |
|-----|----------------|-------|-------|----|---|-----|-----|-------|-----|-----|
| 1. | Ed Arionus | TX | 70.67 | 8 | 1 | 402 | 566 | 71.02 | 360 | |
| 2. | John Brown | OH | 61.17 | 6 | 3 | 383 | 538 | 71.19 | 361 | |
| 3. | Art Sperber | WA | 66.67 | 6 | 3 | 393 | 572 | 68.71 | 362 | |
| 4. | Howard Weitzel | SK | 67.00 | 5 | 4 | 351 | 504 | 69.64 | 318 | |
| 5. | Willard Napier | CA | 61.17 | 5 | 4 | 346 | 518 | 66.80 | 321 | |
| 6. | Larry Markle | ON | 59.33 | 5 | 4 | 325 | 518 | 62.74 | 316 | |
| 7. | Herb Criss | WA | 59.83 | 4 | 5 | 309 | 506 | 61.07 | 287 | |
| 8. | Bob Graham | TX | 62.67 | 3 | 6 | 350 | 544 | 64.34 | 306 | |
| 9. | Allan Withrow | CO | 59.50 | 2 | 7 | 285 | 506 | 56.32 | 229 | |
| 10. | Elwyn Cooper | MO | 58.83 | 1 | 8 | 256 | 436 | 58.72 | 181 | |

SENIOR MENS DIVISION - CHAMPIONSHIP CLASS 1996 WORLD

1. Ed Arionus-TX

| OPPONENT'S NAME | SCORE | R | SP | Z |
|----------------------|---------|----|----|------|
| 1. Elwyn Cooper-MO | 41 / 12 | 34 | 44 | 77.3 |
| 2. Larry Markle-ON | 26 / 41 | 29 | 54 | 53.7 |
| 3. Allan Withrow-CO | 45 / 19 | 55 | 72 | 76.4 |
| 4. Herb Criss-WA | 41 / 29 | 40 | 64 | 62.5 |
| 5. John Brown-OH | 40 / 39 | 48 | 70 | 68.6 |
| 6. Willard Napier-CA | 42 / 18 | 47 | 56 | 83.9 |
| 7. Bob Graham-TX | 42 / 28 | 54 | 74 | 73.0 |
| 8. Art Sperber-WA | 42 / 38 | 61 | 84 | 72.6 |
| 9. Howard Weitzel-SK | 41 / 28 | 34 | 48 | 70.8 |

WINS- 8 LOSSES- 1 POINTS - 360 402 566 71.0

3. Art Sperber-WA

| OPPONENT'S NAME | SCORE | R | SP | Z |
|----------------------|---------|----|----|------|
| 1. Allan Withrow-CO | 42 / 22 | 40 | 60 | 66.7 |
| 2. Elwyn Cooper-MO | 42 / 22 | 36 | 50 | 72.0 |
| 3. Larry Markle-ON | 42 / 30 | 37 | 52 | 71.2 |
| 4. Willard Napier-CA | 37 / 41 | 52 | 72 | 72.2 |
| 5. Herb Criss-WA | 41 / 35 | 42 | 66 | 63.6 |
| 6. John Brown-OH | 41 / 29 | 45 | 60 | 75.0 |
| 7. Howard Weitzel-SK | 39 / 42 | 44 | 70 | 62.9 |
| 8. Ed Arionus-TX | 38 / 42 | 59 | 84 | 70.2 |
| 9. Bob Graham-TX | 40 / 35 | 38 | 58 | 65.5 |

WINS- 6 LOSSES- 3 POINTS - 362 393 572 68.7

5. Willard Napier-CA

| OPPONENT'S NAME | SCORE | R | SP | Z |
|----------------------|---------|----|----|------|
| 1. John Brown-OH | 26 / 42 | 35 | 62 | 56.5 |
| 2. Herb Criss-WA | 37 / 42 | 35 | 56 | 62.5 |
| 3. Bob Graham-TX | 41 / 24 | 42 | 56 | 75.0 |
| 4. Art Sperber-WA | 41 / 37 | 52 | 72 | 72.2 |
| 5. Howard Weitzel-SK | 31 / 42 | 45 | 64 | 70.3 |
| 6. Ed Arionus-TX | 18 / 42 | 38 | 56 | 67.9 |
| 7. Elwyn Cooper-MO | 42 / 13 | 29 | 42 | 69.0 |
| 8. Larry Markle-ON | 41 / 25 | 31 | 48 | 64.6 |
| 9. Allan Withrow-CO | 44 / 31 | 39 | 62 | 62.9 |

WINS- 5 LOSSES- 4 POINTS - 321 346 518 66.8

7. Herb Criss-WA

| OPPONENT'S NAME | SCORE | R | SP | Z |
|----------------------|---------|----|----|------|
| 1. Bob Graham-TX | 41 / 29 | 28 | 44 | 63.6 |
| 2. Willard Napier-CA | 42 / 37 | 36 | 56 | 64.3 |
| 3. John Brown-OH | 23 / 42 | 36 | 56 | 64.3 |
| 4. Ed Arionus-TX | 29 / 41 | 38 | 64 | 59.4 |
| 5. Art Sperber-WA | 35 / 41 | 39 | 66 | 59.1 |
| 6. Howard Weitzel-SK | 16 / 42 | 31 | 52 | 59.6 |
| 7. Allan Withrow-CO | 41 / 27 | 37 | 56 | 66.1 |
| 8. Elwyn Cooper-MO | 41 / 23 | 37 | 54 | 68.5 |
| 9. Larry Markle-ON | 19 / 40 | 27 | 58 | 46.6 |

WINS- 4 LOSSES- 5 POINTS - 287 309 506 61.1

9. Allan Withrow-CO

| OPPONENT'S NAME | SCORE | R | SP | Z |
|----------------------|---------|----|----|------|
| 1. Art Sperber-WA | 22 / 42 | 34 | 60 | 56.7 |
| 2. Howard Weitzel-SK | 25 / 40 | 26 | 50 | 52.0 |
| 3. Ed Arionus-TX | 19 / 45 | 47 | 72 | 65.3 |
| 4. Elwyn Cooper-MO | 42 / 17 | 30 | 44 | 68.2 |
| 5. Larry Markle-ON | 19 / 41 | 19 | 52 | 36.5 |
| 6. Bob Graham-TX | 42 / 34 | 50 | 78 | 64.1 |
| 7. Herb Criss-WA | 27 / 41 | 32 | 56 | 57.1 |
| 8. John Brown-OH | 2 / 45 | 13 | 32 | 40.6 |
| 9. Willard Napier-CA | 31 / 44 | 34 | 62 | 54.8 |

WINS- 2 LOSSES- 7 POINTS - 229 285 506 56.3

2. John Brown-OH

| OPPONENT'S NAME | SCORE | R | SP | Z |
|----------------------|---------|----|----|------|
| 1. Willard Napier-CA | 42 / 26 | 39 | 62 | 62.9 |
| 2. Bob Graham-TX | 37 / 42 | 42 | 64 | 65.6 |
| 3. Herb Criss-WA | 42 / 23 | 41 | 56 | 73.2 |
| 4. Howard Weitzel-SK | 42 / 27 | 45 | 62 | 72.6 |
| 5. Ed Arionus-TX | 39 / 40 | 48 | 70 | 68.6 |
| 6. Art Sperber-WA | 29 / 41 | 40 | 60 | 66.7 |
| 7. Larry Markle-ON | 43 / 24 | 53 | 66 | 80.3 |
| 8. Allan Withrow-CO | 45 / 2 | 28 | 32 | 87.5 |
| 9. Elwyn Cooper-MO | 42 / 17 | 47 | 66 | 71.2 |

WINS- 6 LOSSES- 3 POINTS - 361 383 538 71.2

4. Howard Weitzel-SK

| OPPONENT'S NAME | SCORE | R | SP | Z |
|----------------------|---------|----|----|------|
| 1. Larry Markle-ON | 33 / 41 | 52 | 74 | 70.3 |
| 2. Allan Withrow-CO | 40 / 25 | 32 | 50 | 64.0 |
| 3. Elwyn Cooper-MO | 40 / 9 | 28 | 32 | 87.5 |
| 4. John Brown-OH | 27 / 42 | 41 | 62 | 66.1 |
| 5. Willard Napier-CA | 42 / 31 | 48 | 64 | 75.0 |
| 6. Herb Criss-WA | 42 / 16 | 41 | 52 | 78.8 |
| 7. Art Sperber-WA | 42 / 39 | 46 | 70 | 65.7 |
| 8. Bob Graham-TX | 24 / 40 | 33 | 52 | 63.5 |
| 9. Ed Arionus-TX | 28 / 41 | 30 | 48 | 62.5 |

WINS- 5 LOSSES- 4 POINTS - 318 351 504 69.6

6. Larry Markle-ON

| OPPONENT'S NAME | SCORE | R | SP | Z |
|----------------------|---------|----|----|------|
| 1. Howard Weitzel-SK | 41 / 33 | 54 | 74 | 73.0 |
| 2. Ed Arionus-TX | 41 / 26 | 34 | 54 | 63.0 |
| 3. Art Sperber-WA | 30 / 42 | 34 | 52 | 65.4 |
| 4. Bob Graham-TX | 42 / 33 | 40 | 64 | 62.5 |
| 5. Allan Withrow-CO | 41 / 19 | 27 | 52 | 51.9 |
| 6. Elwyn Cooper-MO | 32 / 40 | 28 | 50 | 56.0 |
| 7. John Brown-OH | 24 / 43 | 46 | 66 | 69.7 |
| 8. Willard Napier-CA | 25 / 41 | 27 | 48 | 56.3 |
| 9. Herb Criss-WA | 40 / 19 | 35 | 58 | 60.3 |

WINS- 5 LOSSES- 4 POINTS - 316 325 518 62.7

8. Bob Graham-TX


| OPPONENT'S NAME | SCORE | R | SP | Z |
|----------------------|---------|----|----|------|
| 1. Herb Criss-WA | 29 / 41 | 24 | 44 | 54.5 |
| 2. John Brown-OH | 42 / 37 | 43 | 64 | 67.2 |
| 3. Willard Napier-CA | 24 / 41 | 36 | 56 | 64.3 |
| 4. Larry Markle-ON | 33 / 42 | 36 | 64 | 56.3 |
| 5. Elwyn Cooper-MO | 41 / 28 | 40 | 54 | 74.1 |
| 6. Allan Withrow-CO | 34 / 42 | 48 | 78 | 61.5 |
| 7. Ed Arionus-TX | 28 / 42 | 50 | 74 | 67.6 |
| 8. Howard Weitzel-SK | 40 / 24 | 37 | 52 | 71.2 |
| 9. Art Sperber-WA | 35 / 40 | 36 | 58 | 62.1 |

WINS- 3 LOSSES- 6 POINTS - 306 350 544 64.3


10. Elwyn Cooper-MO

| OPPONENT'S NAME | SCORE | R | SP | Z |
|----------------------|---------|----|----|------|
| 1. Ed Arionus-TX | 12 / 41 | 24 | 44 | 54.5 |
| 2. Art Sperber-WA | 22 / 42 | 30 | 50 | 60.0 |
| 3. Howard Weitzel-SK | 9 / 40 | 18 | 32 | 56.3 |
| 4. Allan Withrow-CO | 17 / 42 | 22 | 44 | 50.0 |
| 5. Bob Graham-TX | 28 / 41 | 36 | 54 | 66.7 |
| 6. Larry Markle-ON | 40 / 32 | 32 | 50 | 64.0 |
| 7. Willard Napier-CA | 13 / 42 | 21 | 42 | 50.0 |
| 8. Herb Criss-WA | 23 / 41 | 32 | 54 | 59.3 |
| 9. John Brown-OH | 17 / 42 | 41 | 66 | 62.1 |


WINS- 1 LOSSES- 8 POINTS - 181 256 436 58.7



Ed Arionus—Sr. A



Larry Markle—Sr. B



Allan Withrow—Sr. C

SENIOR MENS DIVISION A-1 1996 WORLD



| Pos | Name | State | Ent | Av | W | L | R | SP | % |
|-----|--------------------|-------|-------|------|------|-----|-----|-------|---|
| 1. | Ed Arionus | TX | 71.04 | 14 | 1 | 424 | 600 | 70.67 | |
| 2. | Howard Weitzel | SK | 73.67 | 11.5 | 3.5 | 402 | 600 | 67.00 | |
| 3. | Herb Criss | WA | 70.06 | 11.5 | 3.5 | 359 | 600 | 59.83 | |
| 4. | Art Sperber | WA | 67.82 | 11 | 4 | 400 | 600 | 66.67 | |
| 5. | Ken Pogue | MO | 64.87 | 8.5 | 6.5 | 352 | 600 | 58.67 | |
| 6. | Bob Lautenschleger | OH | 66.53 | 8.5 | 6.5 | 351 | 600 | 58.50 | |
| 7. | Bob Graham | TX | 65.52 | 8 | 7 | 376 | 600 | 62.67 | |
| 8. | Willard Napier | CA | 68.98 | 8 | 7 | 367 | 600 | 61.17 | |
| 9. | Don Titcomb | KY | 72.92 | 7.5 | 7.5 | 346 | 600 | 57.67 | |
| 10. | John Brown | OH | 68.55 | 7 | 8 | 367 | 600 | 61.17 | |
| 11. | Elwyn Cooper | MO | 67.24 | 7 | 8 | 353 | 600 | 58.83 | |
| 12. | Duane Goodrich | KS | 60.72 | 6 | 9 | 316 | 600 | 52.67 | |
| 13. | Lawrence Miller | OH | 61.83 | 5 | 10 | 319 | 600 | 53.17 | |
| 14. | Edward Kowatch | IN | 61.31 | 4 | 11 | 351 | 600 | 58.50 | |
| 15. | Len Hoffmann | ND | 68.24 | 2.5 | 12.5 | 326 | 600 | 54.33 | |
| 16. | Len Lipovsky | MN | 63.95 | 0 | 15 | 102 | 200 | 51.00 | |

SENIOR MENS DIVISION B-1 1996 WORLD

| | | | | | | | | |
|-----|----------------|----|-------|------|-----|-----|-----|-------|
| 1. | Larry Markle | ON | 57.00 | 12 | 3 | 356 | 600 | 59.33 |
| 2. | Charlie Ault | ID | 56.46 | 11.5 | 3.5 | 329 | 600 | 54.83 |
| 3. | Paul McCreery | TX | 58.30 | 10 | 5 | 334 | 600 | 55.67 |
| 4. | Bill Brown | CA | 57.35 | 10 | 5 | 314 | 600 | 52.33 |
| 5. | Larry Smith | ND | 57.97 | 9 | 6 | 335 | 600 | 55.83 |
| 6. | Glenn Brown | NY | 56.70 | 9 | 6 | 328 | 600 | 54.67 |
| 7. | John Perucca | WA | 57.18 | 7.5 | 7.5 | 311 | 600 | 51.83 |
| 8. | Dick Honigford | OH | 60.27 | 7.5 | 7.5 | 305 | 600 | 50.83 |
| 9. | Joe Gamble | CA | 60.02 | 7 | 8 | 305 | 600 | 50.83 |
| 10. | Merlin Potts | KS | 57.04 | 7 | 8 | 298 | 600 | 49.67 |
| 11. | Glen E. Hoppes | FL | 59.77 | 6 | 9 | 274 | 600 | 45.67 |
| 12. | Marvin Kramer | IL | 57.59 | 5.5 | 9.5 | 287 | 600 | 47.83 |
| 13. | Don Schneck | CO | 56.88 | 5 | 10 | 285 | 600 | 47.50 |
| 14. | Bill Larson | MN | 59.72 | 5 | 10 | 275 | 600 | 45.83 |
| 15. | Bill Graham | OR | 56.11 | 4 | 11 | 279 | 600 | 46.50 |
| 16. | Leo Buell | IA | 58.74 | 4 | 11 | 272 | 600 | 45.33 |

SENIOR MENS DIVISION C-1 1996 WORLD

| | | | | | | | | |
|-----|---------------------|----|-------|-----|------|-----|-----|-------|
| 1. | Allan Withrow | CO | 50.98 | 14 | 1 | 357 | 600 | 59.50 |
| 2. | Cecil Channing | WA | 55.87 | 13 | 2 | 299 | 600 | 49.83 |
| 3. | Norman Mauthe | WI | 50.74 | 11 | 4 | 314 | 600 | 52.33 |
| 4. | Ken Walters | OH | 56.09 | 9.5 | 5.5 | 309 | 600 | 51.50 |
| 5. | J.J. Steffen | UT | 56.10 | 9 | 6 | 290 | 600 | 48.33 |
| 6. | John Kozik Jr. | NY | 52.51 | 8 | 7 | 296 | 600 | 49.33 |
| 7. | Alvin Long | PA | 52.79 | 8 | 7 | 266 | 600 | 44.33 |
| 8. | Benny Berdahl | MT | 54.26 | 7.5 | 7.5 | 291 | 600 | 48.50 |
| 9. | Roland Kleinschmidt | SD | 51.64 | 6.5 | 8.5 | 291 | 600 | 48.50 |
| 10. | Jim Harris | AL | 55.31 | 6 | 9 | 274 | 600 | 45.67 |
| 11. | Bob Engle | CO | 51.79 | 6 | 9 | 267 | 600 | 44.50 |
| 12. | Gordon Miller | OH | 54.15 | 5.5 | 9.5 | 262 | 600 | 43.67 |
| 13. | John Richardson | WA | 52.83 | 4.5 | 10.5 | 241 | 600 | 40.17 |
| 14. | Earl Winston | MO | 50.75 | 4 | 11 | 247 | 600 | 41.17 |
| 15. | Steve Powers | OH | 52.22 | 4 | 11 | 222 | 600 | 37.00 |
| 16. | Jim Taylor | ID | 52.76 | 3.5 | 11.5 | 248 | 600 | 41.33 |



Ray Heim—Sr. D

Wilf Donald—Sr. E

Jerry Griggs—Sr. F

SENIOR MENS DIVISION D-1 1996 WORLD


| Pos | Name | State | Ent | Av | W | L | R | SP | % |
|-----|------------------------|-------|-------|-----|-----|-----|-----|-------|---|
| 1. | Ray Heim | CO | 50.71 | 15 | 1 | 329 | 640 | 51.41 | |
| 2. | Jim Haupt | WI | 46.82 | 14 | 2 | 273 | 640 | 42.66 | |
| 3. | Walter C. Higginbotham | WA | 50.54 | 10 | 5 | 280 | 600 | 46.67 | |
| 4. | Delmar Roberts | NE | 50.33 | 9 | 6 | 277 | 600 | 46.17 | |
| 5. | Jesse Lyda | ID | 49.42 | 9 | 6 | 275 | 600 | 45.83 | |
| 6. | Roy E Booker | FL | 47.70 | 9 | 6 | 260 | 600 | 43.33 | |
| 7. | Edward E. Bell Jr. | IL | 48.36 | 9 | 6 | 250 | 600 | 41.67 | |
| 8. | Cliff Troullier | WI | 49.17 | 7.5 | 7.5 | 223 | 600 | 37.17 | |
| 9. | Bearl Bruffett | IL | 49.85 | 7 | 8 | 239 | 600 | 39.83 | |
| 10. | Bud Knudson | AB | 48.90 | 6 | 9 | 253 | 600 | 42.17 | |
| 11. | Jack Adams | SK | 49.16 | 5.5 | 9.5 | 254 | 600 | 42.33 | |
| 12. | Ray Johnston | WY | 50.51 | 5.5 | 9.5 | 244 | 600 | 40.67 | |
| 13. | Robert Cargo | WA | 46.27 | 5.5 | 9.5 | 202 | 600 | 33.67 | |
| 14. | Everett 'Red' Seaman | CA | 46.81 | 4 | 11 | 224 | 600 | 37.33 | |
| 15. | Glen Heistand | WA | 48.31 | 3 | 12 | 214 | 600 | 35.67 | |
| 16. | Thomas Reid | IL | 48.67 | 2 | 13 | 191 | 600 | 31.83 | |

SENIOR MENS DIVISION E-1 1996 WORLD

| | | | | | | | | |
|-----|----------------------|----|-------|-----|------|-----|-----|-------|
| 1. | Wilf Donald | AB | 45.23 | 15 | 0 | 311 | 600 | 51.83 |
| 2. | Melvin Bray | KS | 43.48 | 10 | 5 | 263 | 600 | 43.83 |
| 3. | Leonard Platero | NM | 44.65 | 9 | 6 | 265 | 600 | 44.17 |
| 4. | Jack Raymond | UT | 45.10 | 9 | 6 | 250 | 600 | 41.67 |
| 5. | Charles Norris | IL | 43.42 | 9 | 6 | 242 | 600 | 40.33 |
| 6. | Paul Burkitt | OH | 44.32 | 9 | 6 | 223 | 600 | 37.17 |
| 7. | Harold 'Casey' McKay | WA | 44.14 | 8 | 7 | 226 | 600 | 37.67 |
| 8. | Clair Harris | SD | 42.96 | 8 | 7 | 207 | 600 | 34.50 |
| 9. | Ken Olson | WI | 46.19 | 7 | 8 | 247 | 600 | 41.17 |
| 10. | Ken Carvo | WA | 45.30 | 7 | 8 | 235 | 600 | 39.17 |
| 11. | Robert Berger | UT | 45.78 | 7 | 8 | 228 | 600 | 38.00 |
| 12. | Phil Jensen | UT | 44.57 | 7 | 8 | 195 | 600 | 32.50 |
| 13. | Ray DeBoer | WA | 43.54 | 5.5 | 9.5 | 220 | 600 | 36.67 |
| 14. | Lee Wallace | OR | 45.86 | 5 | 10 | 187 | 600 | 31.17 |
| 15. | Mike Jahner | MT | 43.60 | 3.5 | 11.5 | 221 | 600 | 36.83 |
| 16. | Max Roseberry | OH | 43.91 | 1 | 14 | 86 | 280 | 30.71 |

SENIOR MENS DIVISION F-1 1996 WORLD


| | | | | | | | | |
|-----|---------------------------|----|-------|-----|------|-----|-----|-------|
| 1. | Jerry Griggs | MO | 40.18 | 14 | 1 | 204 | 600 | 34.00 |
| 2. | Don Laurin | WY | 39.32 | 11 | 4 | 240 | 600 | 40.00 |
| 3. | Ken Woolery | CA | 40.44 | 10 | 5 | 195 | 600 | 32.50 |
| 4. | Ray Morgan | CO | 41.45 | 9.5 | 5.5 | 253 | 600 | 42.17 |
| 5. | Floyd Ken Cornell | NY | 41.23 | 9 | 6 | 213 | 600 | 35.50 |
| 6. | Rudy Crawford | MT | 41.52 | 9 | 6 | 187 | 600 | 31.17 |
| 7. | Earl Paulson | WI | 40.50 | 8 | 7 | 204 | 600 | 34.00 |
| 8. | Lyle S. Calkins | WA | 42.68 | 8 | 7 | 182 | 600 | 30.33 |
| 9. | Ron Wilcziek | WI | 39.40 | 8 | 7 | 175 | 600 | 29.17 |
| 10. | Charles 'Chuck' Kaniper | KS | 41.44 | 6 | 9 | 194 | 600 | 32.33 |
| 11. | Dewain Murray | CA | 41.02 | 6 | 9 | 181 | 600 | 30.17 |
| 12. | Dick Lee | WA | 39.18 | 6 | 9 | 157 | 600 | 26.17 |
| 13. | Elmer 'Skip' Schilperoort | WA | 41.54 | 5 | 10 | 201 | 600 | 33.50 |
| 14. | Joe Wolf | WA | 41.10 | 5 | 10 | 199 | 600 | 33.17 |
| 15. | Otto Brennecke | ID | 39.46 | 4.5 | 10.5 | 189 | 600 | 31.50 |
| 16. | Harl Geer | WY | 42.67 | 1 | 14 | 139 | 600 | 23.17 |



Walter Hill—Sr. G



Gordon Fuhr—Sr. H



Joseph Kubiak—Sr. I

SENIOR MENS DIVISION G-1 1996 WORLD


| Pos | Name | State | Ent | Av | W | L | R | SP | % |
|-----|-----------------|-------|-------|-----|------|-----|-----|-------|---|
| 1. | Walter Hill | MN | 38.76 | 15 | 0 | 230 | 600 | 38.33 | |
| 2. | Paul Wilson | WI | 38.26 | 14 | 1 | 245 | 600 | 40.83 | |
| 3. | Myron Flann | MN | 38.66 | 10 | 5 | 221 | 600 | 36.83 | |
| 4. | Frank Morris | OR | 38.65 | 9 | 6 | 210 | 600 | 35.00 | |
| 5. | Tom Connolly | AB | 36.20 | 8 | 7 | 196 | 600 | 32.67 | |
| 6. | Skip Fankhauser | CO | 35.71 | 8 | 7 | 189 | 600 | 31.50 | |
| 7. | Frank Lauer | CO | 35.39 | 8 | 7 | 181 | 600 | 30.17 | |
| 8. | Fred Lavett | CA | 35.43 | 8 | 7 | 179 | 600 | 29.83 | |
| 9. | Wayne Durnil | ID | 37.04 | 8 | 7 | 163 | 600 | 27.17 | |
| 10. | Leo Flick | UT | 35.84 | 7.5 | 7.5 | 177 | 600 | 29.50 | |
| 11. | Walt Weik | WA | 39.04 | 6.5 | 8.5 | 182 | 600 | 30.33 | |
| 12. | Bryan Shanks | MI | 35.44 | 6.5 | 8.5 | 147 | 600 | 24.50 | |
| 13. | Bob Champion | CO | 37.91 | 5 | 10 | 143 | 600 | 23.83 | |
| 14. | Richard Flowers | OH | 35.03 | 4.5 | 10.5 | 153 | 600 | 25.50 | |
| 15. | Frank Barnes | MI | 35.13 | 2 | 13 | 81 | 600 | 13.50 | |

SENIOR MENS DIVISION H-1 1996 WORLD


| Pos | Name | State | Ent | Av | W | L | R | SP | % |
|-----|--------------------|-------|-------|------|-----|-----|-----|-------|---|
| 1. | Gordon Fuhr | NE | 33.14 | 15 | 0 | 249 | 600 | 41.50 | |
| 2. | Charles Jordan | TX | 32.79 | 11.5 | 3.5 | 188 | 600 | 31.33 | |
| 3. | Bob Douglas | WY | 32.43 | 11.5 | 3.5 | 180 | 600 | 30.00 | |
| 4. | Floyd Holmes | CO | 34.90 | 11.5 | 3.5 | 171 | 600 | 28.50 | |
| 5. | Al Rodin | SK | 34.36 | 9.5 | 5.5 | 172 | 600 | 28.67 | |
| 6. | Shirley Ingles | FL | 35.62 | 9 | 6 | 188 | 600 | 31.33 | |
| 7. | Fred Rink Jr | IN | 33.36 | 9 | 6 | 181 | 600 | 30.17 | |
| 8. | Rudy Von Dach | OH | 33.29 | 9 | 6 | 163 | 600 | 27.17 | |
| 9. | Hollis Morris | WA | 32.51 | 9 | 6 | 148 | 600 | 24.67 | |
| 10. | Paul Hagen | ND | 33.78 | 6 | 9 | 152 | 600 | 25.33 | |
| 11. | Don Jones | WY | 32.45 | 5.5 | 9.5 | 153 | 600 | 25.50 | |
| 12. | James Stair | FL | 32.27 | 5.5 | 9.5 | 106 | 600 | 17.67 | |
| 13. | Roger Christianson | OR | 33.28 | 4 | 11 | 87 | 600 | 14.50 | |
| 14. | Earl Simler | IL | 17.31 | 3 | 12 | 55 | 400 | 13.75 | |

SENIOR MENS DIVISION I-1 1996 WORLD


| Pos | Name | State | Ent | Av | W | L | R | SP | % |
|-----|-----------------|-------|-------|------|-----|-----|-----|-------|---|
| 1. | Joseph Kubiak | AZ | 31.54 | 12.5 | 2.5 | 195 | 600 | 32.50 | |
| 2. | Al Martin | WY | 31.27 | 11.5 | 3.5 | 213 | 600 | 35.50 | |
| 3. | Hal Mineer | NM | 30.59 | 10 | 5 | 196 | 600 | 32.67 | |
| 4. | Nile Abbott | MO | 31.49 | 10 | 5 | 171 | 600 | 28.50 | |
| 5. | Art Eastwood | OR | 30.53 | 9.5 | 5.5 | 154 | 600 | 25.67 | |
| 6. | Gordon Goodmay | WY | 30.21 | 9.5 | 5.5 | 144 | 600 | 24.00 | |
| 7. | Ralph Mueller | IA | 30.89 | 9 | 6 | 162 | 600 | 27.00 | |
| 8. | J. T. Wilkinson | AZ | 31.75 | 8 | 7 | 155 | 600 | 25.83 | |
| 9. | Don Ools | OK | 30.58 | 8 | 7 | 154 | 600 | 25.67 | |
| 10. | Howard Dalzell | MN | 30.66 | 7 | 8 | 172 | 600 | 28.67 | |
| 11. | Jerry Holter | OR | 30.24 | 7 | 8 | 135 | 600 | 22.50 | |
| 12. | Marvin Lippert | TX | 31.46 | 7 | 8 | 123 | 600 | 20.50 | |
| 13. | Eldon Conilogue | WY | 30.08 | 5 | 10 | 146 | 600 | 24.33 | |
| 14. | Mariner Munk | UT | 31.23 | 3 | 12 | 90 | 600 | 15.00 | |
| 15. | Arvil Jennings | UT | 30.64 | 2 | 12 | 42 | 200 | 21.00 | |



Darrell Perkins—J-1



Bill Gustin—K-1



Stuart Shepherd—L-1

SENIOR MENS DIVISION J-1 1996 WORLD


| Pos | Name | State | Ent | Av | W | L | R | SP | % |
|-----|----------------------|-------|-------|-----|------|-----|-----|-------|---|
| 1. | Darrell Perkins | WY | 28.45 | 14 | 2 | 234 | 640 | 36.56 | |
| 2. | Jim Vukonich | MT | 28.85 | 14 | 3 | 203 | 680 | 29.85 | |
| 3. | Ronald Waddell | SD | 27.47 | 13 | 3 | 162 | 640 | 25.31 | |
| 4. | Larry Zeller | MT | 29.47 | 10 | 5 | 178 | 600 | 29.67 | |
| 5. | Fred Martin | MI | 29.50 | 10 | 5 | 170 | 600 | 28.33 | |
| 6. | David Sparks | WA | 29.18 | 9 | 6 | 138 | 600 | 23.00 | |
| 7. | Chuck Mellott | OH | 29.57 | 8.5 | 6.5 | 168 | 600 | 28.00 | |
| 8. | Kenneth A. Albertson | UT | 29.37 | 8 | 7 | 154 | 600 | 25.67 | |
| 9. | Les Holland | MN | 27.90 | 8 | 7 | 132 | 600 | 22.00 | |
| 10. | Gwyn Jewett | SD | 29.63 | 7 | 8 | 124 | 600 | 20.67 | |
| 11. | Walter Srenaski | WI | 29.61 | 6 | 9 | 135 | 600 | 22.50 | |
| 12. | Jake Specht | ND | 29.60 | 6 | 9 | 125 | 600 | 20.83 | |
| 13. | Robert McDonald | FL | 28.86 | 4 | 11 | 115 | 600 | 19.17 | |
| 14. | Derald Rasmussen | CA | 27.95 | 3 | 12 | 117 | 600 | 19.50 | |
| 15. | Carl Scherle | MT | 28.42 | 0.5 | 13.5 | 48 | 200 | 24.00 | |

SENIOR MENS DIVISION K-1 1996 WORLD

| Pos | Name | State | Ent | Av | W | L | R | SP | % |
|-----|-----------------|-------|-------|-----|------|-----|-----|-------|---|
| 1. | Bill Gustin | WY | 26.49 | 14 | 1 | 200 | 600 | 33.33 | |
| 2. | Pat Bacus | WY | 25.24 | 13 | 2 | 165 | 600 | 27.50 | |
| 3. | Norman Hammeke | KS | 24.94 | 12 | 3 | 142 | 600 | 23.67 | |
| 4. | Walter Busse | MN | 24.11 | 11 | 4 | 141 | 600 | 23.50 | |
| 5. | Willard Fortner | OK | 24.08 | 11 | 4 | 131 | 600 | 21.83 | |
| 6. | Robert Sheldon | OH | 24.51 | 10 | 5 | 169 | 600 | 28.17 | |
| 7. | Lindy Ness | MT | 23.12 | 10 | 5 | 147 | 600 | 24.50 | |
| 8. | Kent Robinson | SD | 26.72 | 8 | 7 | 139 | 600 | 23.17 | |
| 9. | Tom Bayne | WA | 25.71 | 7 | 8 | 122 | 600 | 20.33 | |
| 10. | Harlan Paulsen | SD | 27.33 | 6.5 | 8.5 | 112 | 600 | 18.67 | |
| 11. | Jim Mosman | CA | 22.52 | 6 | 9 | 87 | 600 | 14.50 | |
| 12. | Irwin Wieger | ND | 24.84 | 4 | 11 | 72 | 600 | 12.00 | |
| 13. | Carroll Desbien | KS | 22.97 | 3 | 12 | 96 | 600 | 16.00 | |
| 14. | Adolph Miller | ND | 22.85 | 3 | 12 | 80 | 600 | 13.33 | |
| 15. | Jerry Randall | FL | 22.36 | 1.5 | 13.5 | 51 | 400 | 12.75 | |

SENIOR MENS DIVISION L-1 1996 WORLD

| Pos | Name | State | Ent | Av | W | L | R | SP | % |
|-----|-----------------|-------|-------|-----|------|-----|-----|-------|---|
| 1. | Stuart Shepherd | WY | 21.66 | 14 | 1 | 183 | 600 | 30.50 | |
| 2. | Clint Bryson | SD | 21.79 | 13 | 2 | 148 | 600 | 24.67 | |
| 3. | Bob Walker | CO | 20.62 | 10 | 5 | 155 | 600 | 25.83 | |
| 4. | Bill Barth | MT | 21.02 | 10 | 5 | 136 | 600 | 22.67 | |
| 5. | Richard Rober | ND | 19.86 | 9 | 6 | 115 | 600 | 19.17 | |
| 6. | Art Kendall | CO | 22.13 | 9 | 6 | 106 | 600 | 17.67 | |
| 7. | Warren Smith | WY | 19.78 | 9 | 6 | 103 | 600 | 17.17 | |
| 8. | Dale Kellerby | CO | 21.33 | 8 | 7 | 135 | 600 | 22.50 | |
| 9. | Earl Setterlund | ND | 20.56 | 8 | 7 | 135 | 600 | 22.50 | |
| 10. | Ken Wood | WI | 15.86 | 8 | 7 | 109 | 600 | 18.17 | |
| 11. | Harland Fawcett | ND | 15.26 | 7 | 8 | 94 | 600 | 15.67 | |
| 12. | Ray Anderson | SD | 19.56 | 5.5 | 9.5 | 101 | 600 | 16.83 | |
| 13. | John S. Lyle | CO | 3.76 | 5 | 10 | 29 | 600 | 4.83 | |
| 14. | Bob Weimer | SD | 9.88 | 3.5 | 11.5 | 60 | 600 | 10.00 | |



Elder 30 Foot Division

Championship Class

Elder 30' Champion—
Ray Santana

ELDER MENS '30' FOOT DIVISION - CHAMPIONSHIP CLASS 1996 WORLD

Pos Name

1. Ray Santana
2. Russell Christopher
3. Clayton Gage
4. Don Harris
5. Ralph Maylahn
6. Jim Pagliarulo

| State | Ent | Av | W | L | R | SP | % |
|-------|-------|----|---|-----|-----|-------|---|
| CA | 70.67 | 4 | 1 | 259 | 338 | 76.63 | |
| SK | 75.17 | 3 | 2 | 212 | 284 | 74.65 | |
| WI | 75.17 | 2 | 3 | 255 | 342 | 74.56 | |
| MO | 74.00 | 2 | 3 | 232 | 312 | 74.36 | |
| WI | 70.67 | 2 | 3 | 244 | 340 | 71.76 | |
| CT | 72.17 | 2 | 3 | 234 | 328 | 71.34 | |

ELDER MENS '30' FOOT DIVISION - CHAMPIONSHIP CLASS 1996 WORLD

1. Ray Santana-CA

| OPPONENT'S NAME | SCORE | R | SP | % |
|---------------------------|---------|----|----|------|
| 1. Russell Christopher-SK | 31 / 42 | 38 | 56 | 67.9 |
| 2. Clayton Gage-WI | 42 / 29 | 53 | 70 | 75.7 |
| 3. Jim Pagliarulo-CT | 40 / 31 | 66 | 84 | 78.6 |
| 4. Ralph Maylahn-WI | 40 / 21 | 54 | 70 | 77.1 |
| 5. Don Harris-MO | 41 / 22 | 48 | 58 | 82.8 |

WINS- 4 LOSSES- 1 POINTS - 194 259 338 76.6

3. Clayton Gage-WI

| OPPONENT'S NAME | SCORE | R | SP | % |
|---------------------------|---------|----|----|------|
| 1. Ralph Maylahn-WI | 37 / 40 | 74 | 96 | 77.1 |
| 2. Ray Santana-CA | 29 / 42 | 49 | 70 | 70.0 |
| 3. Don Harris-MO | 20 / 42 | 40 | 58 | 69.0 |
| 4. Jim Pagliarulo-CT | 42 / 34 | 50 | 68 | 73.5 |
| 5. Russell Christopher-SK | 42 / 13 | 42 | 50 | 84.0 |

WINS- 2 LOSSES- 3 POINTS - 170 255 342 74.6

5. Ralph Maylahn-WI

| OPPONENT'S NAME | SCORE | R | SP | % |
|---------------------------|---------|----|----|------|
| 1. Clayton Gage-WI | 40 / 37 | 76 | 96 | 79.2 |
| 2. Don Harris-MO | 42 / 37 | 46 | 64 | 71.9 |
| 3. Russell Christopher-SK | 23 / 44 | 28 | 46 | 60.9 |
| 4. Ray Santana-CA | 21 / 40 | 49 | 70 | 70.0 |
| 5. Jim Pagliarulo-CT | 24 / 40 | 45 | 64 | 70.3 |

WINS- 2 LOSSES- 3 POINTS - 150 244 340 71.8

ELDER MENS '30' FOOT DIVISION - CHAMPIONSHIP CLASS 1996 WORLD

2. Russell Christopher-SK

| OPPONENT'S NAME | SCORE | R | SP | % |
|----------------------|---------|----|----|------|
| 1. Ray Santana-CA | 42 / 31 | 42 | 56 | 75.0 |
| 2. Jim Pagliarulo-CT | 20 / 40 | 35 | 56 | 62.5 |
| 3. Ralph Maylahn-WI | 44 / 23 | 35 | 46 | 76.1 |
| 4. Don Harris-MO | 44 / 12 | 67 | 76 | 88.2 |
| 5. Clayton Gage-WI | 13 / 42 | 33 | 50 | 66.0 |

WINS- 3 LOSSES- 2 POINTS - 163 212 284 74.6

4. Don Harris-MO


| OPPONENT'S NAME | SCORE | R | SP | % |
|---------------------------|---------|----|----|------|
| 1. Jim Pagliarulo-CT | 43 / 23 | 42 | 56 | 75.0 |
| 2. Ralph Maylahn-WI | 37 / 42 | 45 | 64 | 70.3 |
| 3. Clayton Gage-WI | 42 / 20 | 47 | 58 | 81.0 |
| 4. Russell Christopher-SK | 12 / 44 | 56 | 76 | 73.7 |
| 5. Ray Santana-CA | 22 / 41 | 42 | 58 | 72.4 |

WINS- 2 LOSSES- 3 POINTS - 156 232 312 74.4


6. Jim Pagliarulo-CT

| OPPONENT'S NAME | SCORE | R | SP | % |
|---------------------------|---------|----|----|------|
| 1. Don Harris-MO | 23 / 43 | 36 | 56 | 64.3 |
| 2. Russell Christopher-SK | 40 / 20 | 41 | 56 | 73.2 |
| 3. Ray Santana-CA | 31 / 40 | 63 | 84 | 75.0 |
| 4. Clayton Gage-WI | 34 / 42 | 44 | 68 | 64.7 |
| 5. Ralph Maylahn-WI | 40 / 24 | 50 | 64 | 78.1 |


WINS- 2 LOSSES- 3 POINTS - 168 234 328 71.3



Clayton Gage—Elder A



Jim Gibbons—Elder B



Allan Hillman—Elder C

ELDER MENS '30' FOOT DIVISION A-1 1996 WORLD


| Pos | Name | State | Ent | Av | W | L | R | SP | % |
|-----|---------------------------|-------|-------|-----|------|-----|-----|-------|---|
| 1. | Clayton Gage | WI | 73.29 | 14 | 1 | 451 | 600 | 75.17 | |
| 2. | Don Harris | MO | 81.01 | 12 | 3 | 444 | 600 | 74.00 | |
| 3. | Andy Van Dyken | MT | 74.23 | 12 | 3 | 412 | 600 | 68.67 | |
| 4. | Russell James Christopher | SK | 72.20 | 11 | 4 | 451 | 600 | 75.17 | |
| 5. | Jim Pagliarulo | CT | 77.92 | 10 | 5 | 433 | 600 | 72.17 | |
| 6. | Ray Santana | CA | 75.13 | 9.5 | 5.5 | 424 | 600 | 70.67 | |
| 7. | Ralph Maylahn | WI | 74.40 | 9 | 6 | 424 | 600 | 70.67 | |
| 8. | Lowell Davis | OR | 68.56 | 8.5 | 6.5 | 391 | 600 | 65.17 | |
| 9. | John Reedy | WA | 75.44 | 7 | 8 | 374 | 600 | 62.33 | |
| 10. | Pete Rebman | NE | 73.71 | 6.5 | 8.5 | 380 | 600 | 63.33 | |
| 11. | Jack Moore | WA | 66.93 | 6 | 9 | 379 | 600 | 63.17 | |
| 12. | William Lou Rector | MO | 75.58 | 4.5 | 10.5 | 347 | 600 | 57.83 | |
| 13. | John Bracken | UT | 73.33 | 3 | 12 | 357 | 600 | 59.50 | |
| 14. | Curly Seibold | IN | 71.84 | 3 | 12 | 312 | 600 | 52.00 | |
| 15. | Eddie Garcia | CA | 67.71 | 3 | 12 | 312 | 600 | 52.00 | |
| 16. | Bob Wolfinger | IN | 67.66 | 1 | 14 | 275 | 600 | 45.83 | |

ELDER MENS '30' FOOT DIVISION B-1 1996 WORLD


| | | | | | | | | |
|-----|--------------------|----|-------|------|------|-----|-----|-------|
| 1. | Jim Gibbons | CA | 63.56 | 14 | 1 | 376 | 600 | 62.67 |
| 2. | Ken Raymond | WY | 64.03 | 12.5 | 2.5 | 371 | 600 | 61.83 |
| 3. | Don Wild | CO | 62.20 | 11 | 4 | 369 | 600 | 61.50 |
| 4. | David Zilverberg | SD | 62.33 | 10 | 5 | 378 | 600 | 63.00 |
| 5. | Roy Smith | KS | 64.21 | 10 | 5 | 346 | 600 | 57.67 |
| 6. | Merwyn Sorensen | WI | 64.16 | 8.5 | 6.5 | 369 | 600 | 61.50 |
| 7. | Claude Shannahan | MI | 61.83 | 8 | 7 | 370 | 600 | 61.67 |
| 8. | Harlan Jensen | NE | 63.61 | 8 | 7 | 354 | 600 | 59.00 |
| 9. | R.F. Mountain | AB | 64.50 | 8 | 7 | 325 | 600 | 54.17 |
| 10. | Dee Powell | CO | 63.95 | 6 | 9 | 338 | 600 | 56.33 |
| 11. | Henry Carmichael | TX | 60.07 | 6 | 9 | 312 | 600 | 52.00 |
| 12. | Al Morris | IN | 61.31 | 5 | 10 | 326 | 600 | 54.33 |
| 13. | Jim Amack | CO | 61.41 | 4.5 | 10.5 | 303 | 600 | 50.50 |
| 14. | Don Moser | ID | 61.50 | 3.5 | 11.5 | 289 | 600 | 48.17 |
| 15. | Albert Morris | MI | 61.94 | 3 | 12 | 316 | 600 | 52.67 |
| 16. | Wayne Shelinbarger | KS | 60.96 | 2 | 13 | 299 | 600 | 49.83 |

ELDER MENS '30' FOOT DIVISION C-1 1996 WORLD


| Pos | Name | State | Ent | Av | W | L | R | SP | % |
|-----|---------------------------|-------|-------|-----|-----|-----|-----|-------|---|
| 1. | Allan Hillman | KS | 59.05 | 12 | 3 | 362 | 600 | 60.33 | |
| 2. | Joseph Rinehart | PA | 56.19 | 11 | 4 | 372 | 600 | 62.00 | |
| 3. | Ray Meyer | OR | 56.98 | 11 | 4 | 341 | 600 | 56.83 | |
| 4. | Larry Riley | CO | 59.85 | 11 | 4 | 333 | 600 | 55.50 | |
| 5. | Lance Novakovich | WY | 54.83 | 10 | 5 | 343 | 600 | 57.17 | |
| 6. | Howard Homme | ID | 58.70 | 9 | 6 | 334 | 600 | 55.67 | |
| 7. | Larry Lowitz | WA | 59.02 | 8.5 | 6.5 | 324 | 600 | 54.00 | |
| 8. | Bill Brown | ID | 59.79 | 8 | 7 | 331 | 600 | 55.17 | |
| 9. | Glee Biby | CO | 55.49 | 8 | 7 | 291 | 600 | 48.50 | |
| 10. | V. K. 'Bubs' Gedatus | MN | 58.28 | 7 | 8 | 293 | 600 | 48.83 | |
| 11. | George 'Spike' Doverspike | UT | 57.56 | 6.5 | 8.5 | 277 | 600 | 46.17 | |
| 12. | Monte Herreman | SD | 55.73 | 5 | 10 | 303 | 600 | 50.50 | |
| 13. | Roy Lyons | OH | 55.69 | 5 | 10 | 258 | 600 | 43.00 | |
| 14. | Tom Durham | NE | 55.80 | 4 | 11 | 272 | 600 | 45.33 | |
| 15. | Dr. Claud Bray | AR | 55.23 | 4 | 11 | 271 | 600 | 45.17 | |



Dennis Reid—Elder D



Bill Whitley—Elder E



Bob Jensen—Elder F

ELDER MENS '30' FOOT DIVISION D-1 1996 WORLD


| Pos | Name | State | Ent | Av | W | L | R | SP | % |
|-----|----------------------|-------|-------|-----|------|-----|-----|-------|---|
| 1. | Dennis Reid | IL | 54.05 | 14 | 1 | 371 | 600 | 61.83 | |
| 2. | Tuff Moles | OR | 52.86 | 13 | 2 | 347 | 600 | 57.83 | |
| 3. | Leon Bowling | OK | 52.61 | 9.5 | 5.5 | 317 | 600 | 52.83 | |
| 4. | Orval Madden | CA | 52.22 | 9.5 | 5.5 | 301 | 600 | 50.17 | |
| 5. | Orvan Bennett | CO | 52.88 | 9 | 6 | 299 | 600 | 49.83 | |
| 6. | Lew Haskins | ND | 54.61 | 8.5 | 6.5 | 326 | 600 | 54.33 | |
| 7. | Wilbur Hodgson | MO | 52.93 | 8.5 | 6.5 | 307 | 600 | 51.17 | |
| 8. | Hubert Curtis | NY | 54.64 | 7.5 | 7.5 | 267 | 600 | 44.50 | |
| 9. | Ken Boyles | PA | 53.88 | 6.5 | 8.5 | 315 | 600 | 52.50 | |
| 10. | Bud Schardine | UT | 54.80 | 6 | 9 | 295 | 600 | 49.17 | |
| 11. | Richard Lowrey | AZ | 53.05 | 6 | 9 | 287 | 600 | 47.83 | |
| 12. | James 'Red' Humphrey | MI | 54.58 | 6 | 9 | 247 | 600 | 41.17 | |
| 13. | Hugh Gillard | CA | 53.50 | 5 | 10 | 181 | 400 | 45.25 | |
| 14. | Jim Cyrus | AZ | 52.75 | 4.5 | 10.5 | 226 | 600 | 37.67 | |
| 15. | Edward Ackman | MN | 52.57 | 3.5 | 11.5 | 237 | 600 | 39.50 | |
| 16. | Ed Knaub | CO | 52.26 | 3 | 12 | 247 | 600 | 41.17 | |

ELDER MENS '30' FOOT DIVISION E-1 1996 WORLD


| | | | | | | | | |
|-----|-----------------|----|-------|----|----|-----|-----|-------|
| 1. | Bill Whitley | KS | 51.53 | 14 | 1 | 369 | 600 | 61.50 |
| 2. | Jim McAvoy | SK | 50.50 | 10 | 5 | 344 | 600 | 57.33 |
| 3. | Paul Hilgenberg | SD | 51.73 | 10 | 5 | 326 | 600 | 54.33 |
| 4. | Marvin Tatchio | OR | 50.20 | 10 | 5 | 295 | 600 | 49.17 |
| 5. | Arie Dyk | MT | 49.70 | 10 | 5 | 280 | 600 | 46.67 |
| 6. | Ken Schulze | CA | 51.30 | 9 | 6 | 299 | 600 | 49.83 |
| 7. | Art Hart | WA | 51.64 | 9 | 6 | 276 | 600 | 46.00 |
| 8. | Hank Tencate | MN | 49.59 | 8 | 7 | 299 | 600 | 49.83 |
| 9. | Robert Reese | OK | 49.42 | 8 | 7 | 247 | 600 | 41.17 |
| 10. | Wayne Jensen | CO | 51.49 | 7 | 8 | 295 | 600 | 49.17 |
| 11. | Chuck Stewart | AZ | 51.36 | 7 | 8 | 276 | 600 | 46.00 |
| 12. | Bill Reh | KS | 52.13 | 7 | 8 | 255 | 600 | 42.50 |
| 13. | Waller Huffman | MO | 49.15 | 6 | 9 | 296 | 600 | 49.33 |
| 14. | Richard Wildey | MI | 49.06 | 3 | 12 | 157 | 600 | 26.17 |
| 15. | Ed Rupnow | WI | 49.03 | 1 | 14 | 211 | 600 | 35.17 |
| 16. | Dick Sather | WA | 50.59 | 1 | 14 | 195 | 600 | 32.50 |

ELDER MENS '30' FOOT DIVISION F-1 1996 WORLD


| | | | | | | | | |
|-----|------------------|----|-------|------|------|-----|-----|-------|
| 1. | Bob Jensen | SD | 44.09 | 14 | 1 | 342 | 600 | 57.00 |
| 2. | Harold Hall | KS | 48.44 | 11 | 4 | 319 | 600 | 53.17 |
| 3. | Ivan Griffith | NE | 45.72 | 11 | 4 | 278 | 600 | 46.33 |
| 4. | Vernard Bell | KS | 45.27 | 10.5 | 4.5 | 304 | 600 | 50.67 |
| 5. | Frank Annerl | UT | 43.41 | 9 | 6 | 300 | 600 | 50.00 |
| 6. | Lamont Gardner | UT | 47.10 | 9 | 6 | 299 | 600 | 49.83 |
| 7. | George Weldon | MO | 45.58 | 8.5 | 6.5 | 277 | 600 | 46.17 |
| 8. | Ralph Schriener | IN | 44.43 | 8 | 7 | 256 | 600 | 42.67 |
| 9. | Keith Thomas | ID | 44.87 | 8 | 7 | 247 | 600 | 41.17 |
| 10. | Frank Kiedrowski | MT | 45.23 | 7 | 8 | 266 | 600 | 44.33 |
| 11. | Bud Fisher | CA | 48.83 | 6.5 | 8.5 | 266 | 600 | 44.33 |
| 12. | Mike Sedillo | NM | 48.93 | 5.5 | 9.5 | 196 | 600 | 32.67 |
| 13. | Joe Morgan | FL | 47.62 | 4.5 | 10.5 | 223 | 600 | 37.17 |
| 14. | Rufus Harris | KY | 43.90 | 4 | 11 | 210 | 600 | 35.00 |
| 15. | Jack Dubs | NE | 44.33 | 3.5 | 11.5 | 204 | 600 | 34.00 |




Ron Jenkins—Elder G



Russ Grooms—Elder H



Jerry Potter—Elder I



Walt Murdock—Elder J

ELDER MENS '30' FOOT DIVISION G-1 1996 WORLD

| Pos | Name | State | Ent | Av | W | L | R | SP | % |
|-----|--------------------|-------|-------|------|-----|---|-----|-----|-------|
| 1. | Ron Jenkins | UT | 39.10 | 14.5 | 1.5 | | 326 | 640 | 50.94 |
| 2. | Calvin Jaeger | MD | 40.65 | 13.5 | 2.5 | | 288 | 640 | 45.00 |
| 3. | Herb Downing | NE | 42.24 | 11 | 4 | | 246 | 600 | 41.00 |
| 4. | Martin Bakken | NE | 41.56 | 10 | 5 | | 233 | 600 | 38.83 |
| 5. | Bill Jones | WY | 41.65 | 9 | 6 | | 214 | 600 | 35.67 |
| 6. | Dean Partee | OK | 41.09 | 9 | 6 | | 211 | 600 | 35.17 |
| 7. | Foster Mulnix | AZ | 38.38 | 8 | 7 | | 225 | 600 | 37.50 |
| 8. | Erwin Peterson | NE | 39.00 | 7 | 8 | | 217 | 600 | 36.17 |
| 9. | Earl Pearce | AZ | 40.18 | 6.5 | 8.5 | | 243 | 600 | 40.50 |
| 10. | Art Henke | CO | 42.63 | 6.5 | 8.5 | | 212 | 600 | 35.33 |
| 11. | Dick Shreve | CA | 38.45 | 6 | 9 | | 203 | 600 | 33.83 |
| 12. | Thadeus Kowalski | MI | 42.51 | 6 | 9 | | 195 | 600 | 32.50 |
| 13. | Clancy Steinhoff | CA | 39.97 | 5 | 10 | | 194 | 600 | 32.33 |
| 14. | Orrin Underwood | WA | 40.23 | 4 | 11 | | 121 | 600 | 20.17 |
| 15. | Russell Dockstader | IL | 41.36 | 3 | 12 | | 180 | 600 | 30.00 |
| 16. | Herb McCoskey | IN | 37.69 | 2 | 13 | | 134 | 600 | 22.33 |

ELDER MENS '30' FOOT DIVISION H-1 1996 WORLD

| | | | | | | | | | |
|-----|---------------------|----|-------|------|------|--|-----|-----|-------|
| 1. | Russ Grooms | NE | 36.00 | 13 | 2 | | 274 | 600 | 45.67 |
| 2. | Al Luthens | MN | 36.93 | 11.5 | 3.5 | | 235 | 600 | 39.17 |
| 3. | Earl Smith | CA | 36.45 | 11 | 4 | | 242 | 600 | 40.33 |
| 4. | Shirley Rittenhouse | NE | 36.04 | 10.5 | 4.5 | | 210 | 600 | 35.00 |
| 5. | Daniel Thacke | UT | 34.72 | 10 | 5 | | 231 | 600 | 38.50 |
| 6. | Jerry Christoffer | WY | 36.11 | 9.5 | 5.5 | | 212 | 600 | 35.33 |
| 7. | Glen Bruns | NE | 34.87 | 9.5 | 5.5 | | 209 | 600 | 34.83 |
| 8. | Harold Mauck | WY | 35.47 | 9 | 6 | | 222 | 600 | 37.00 |
| 9. | Sam Gentry | CA | 36.42 | 7 | 8 | | 236 | 600 | 39.33 |
| 10. | Keith Jones | WY | 35.49 | 6 | 9 | | 193 | 600 | 32.17 |
| 11. | Arthur Anderson | CA | 34.65 | 6 | 9 | | 181 | 600 | 30.17 |
| 12. | Alma Clark | ID | 36.47 | 5.5 | 9.5 | | 183 | 600 | 30.50 |
| 13. | Fred Rein | NE | 35.46 | 4.5 | 10.5 | | 154 | 600 | 25.67 |
| 14. | Palmer Vannebo | AB | 37.40 | 4 | 11 | | 166 | 600 | 27.67 |
| 15. | Tracy Ellsbury | WY | 34.68 | 3 | 12 | | 116 | 600 | 19.33 |
| 16. | Lloyd Fields | SD | 35.28 | 0 | 15 | | 57 | 200 | 28.50 |

ELDER MENS '30' FOOT DIVISION I-1 1996 WORLD

| Pos | Name | State | Ent | Av | W | L | R | SP | % |
|-----|--------------------|-------|-------|------|------|---|-----|-----|-------|
| 1. | Jerry Potter | CO | 31.14 | 13.5 | 1.5 | | 198 | 600 | 33.00 |
| 2. | Robert Hawthorne | NE | 29.80 | 12 | 3 | | 232 | 600 | 38.67 |
| 3. | Jack Houghton | KS | 33.15 | 11 | 4 | | 190 | 600 | 31.67 |
| 4. | D. W. 'Doc' Rawson | WY | 34.11 | 10 | 5 | | 203 | 600 | 33.83 |
| 5. | George Slone | CO | 33.85 | 9.5 | 5.5 | | 183 | 600 | 30.50 |
| 6. | Don Parkes | VA | 30.96 | 9.5 | 5.5 | | 173 | 600 | 28.83 |
| 7. | Royal Adamson | SD | 33.86 | 9.5 | 5.5 | | 172 | 600 | 28.67 |
| 8. | Don Lickteig | KS | 30.02 | 9 | 6 | | 207 | 600 | 34.50 |
| 9. | Bud Wagstaff | AB | 33.60 | 8 | 7 | | 157 | 600 | 26.17 |
| 10. | Oliver Lee | ND | 33.73 | 7 | 8 | | 168 | 600 | 28.00 |
| 11. | Les Taylor | UT | 34.57 | 6 | 9 | | 181 | 600 | 30.17 |
| 12. | Ralph Carter | CA | 31.73 | 5.5 | 9.5 | | 172 | 600 | 28.67 |
| 13. | Nelson Diehl | CA | 34.62 | 4 | 11 | | 138 | 600 | 23.00 |
| 14. | John Beharry | OH | 30.37 | 4 | 11 | | 122 | 600 | 20.33 |
| 15. | Jesse Leonard | AZ | 29.45 | 1.5 | 13.5 | | 58 | 600 | 9.67 |

ELDER MENS '30' FOOT DIVISION J-1 1996 WORLD

| Pos | Name | State | Ent | Av | W | L | R | SP | % |
|-----|-------------------|-------|-------|------|------|---|-----|-----|-------|
| 1. | Walt Murdock | CO | 26.34 | 15 | 0 | | 194 | 600 | 32.33 |
| 2. | Robert Rutherford | MI | 27.47 | 14 | 1 | | 275 | 600 | 45.83 |
| 3. | Gene Heinzman | NE | 28.72 | 12.5 | 2.5 | | 202 | 600 | 33.67 |
| 4. | Joe Hekele | KS | 26.75 | 10 | 5 | | 149 | 600 | 24.83 |
| 5. | Ben Stencil | CO | 27.50 | 9 | 6 | | 188 | 600 | 31.33 |
| 6. | Herman Hovda | MN | 21.80 | 9 | 6 | | 168 | 600 | 28.00 |
| 7. | Arthur Miller | OH | 25.32 | 9 | 6 | | 137 | 600 | 22.83 |
| 8. | Lou Frazee | MO | 27.99 | 8.5 | 6.5 | | 127 | 600 | 21.17 |
| 9. | Kermit Jacobs | WY | 24.66 | 7 | 8 | | 106 | 600 | 17.67 |
| 10. | Rex Thompson | MT | 28.36 | 6 | 9 | | 157 | 600 | 26.17 |
| 11. | LeRoy Meyer | WI | 22.42 | 6 | 9 | | 100 | 600 | 16.67 |
| 12. | Bill Hildebrand | WI | 26.46 | 4.5 | 10.5 | | 113 | 600 | 18.83 |
| 13. | Howard Tyo | FL | 15.48 | 4.5 | 10.5 | | 82 | 600 | 13.67 |
| 14. | Ed Quigley | NJ | 0.00 | 4 | 11 | | 90 | 600 | 15.00 |
| 15. | Clyde Merrill | KS | 15.13 | 1 | 14 | | 34 | 600 | 5.67 |



Women's Division

Championship Class

Women's Champion—
Bev Nathe

WOMENS DIVISION - CHAMPIONSHIP CLASS 1996 WORLD

| Pos | Name | State | Ent | Av | W | L | R | SP | % |
|-----|--------------------|-------|-------|----|----|---|-----|------|-------|
| 1. | Bev Nathe | MN | 82.67 | 15 | 0 | | 858 | 1050 | 81.71 |
| 2. | Sue Snyder | KY | 83.67 | 14 | 1 | | 875 | 990 | 88.38 |
| 3. | Sylvianne Moisan | PQ | 81.67 | 12 | 3 | | 980 | 1178 | 83.19 |
| 4. | Amy Francis | OH | 76.67 | 10 | 5 | | 803 | 988 | 81.28 |
| 5. | Connie Filley | ND | 76.00 | 10 | 5 | | 804 | 1030 | 78.06 |
| 6. | Sandy Janssens | ON | 79.00 | 10 | 5 | | 719 | 936 | 76.82 |
| 7. | Mary Ann Peninger | KS | 72.50 | 8 | 7 | | 799 | 1046 | 76.39 |
| 8. | Debbi Alexander | NH | 73.67 | 7 | 8 | | 642 | 890 | 72.13 |
| 9. | Sue Twyman | NY | 74.67 | 6 | 9 | | 822 | 1092 | 75.27 |
| 10. | Angeline Moisan | PQ | 76.83 | 5 | 10 | | 573 | 836 | 68.54 |
| 11. | Maxine Griffith | TN | 71.17 | 4 | 11 | | 617 | 886 | 69.64 |
| 12. | Carlene Donnelly | SD | 70.83 | 4 | 11 | | 610 | 878 | 69.48 |
| 13. | Myrna Kissick | AB | 69.33 | 4 | 11 | | 634 | 922 | 68.76 |
| 14. | Lorraine Sternberg | WI | 71.17 | 4 | 11 | | 581 | 862 | 67.40 |
| 15. | Opal Reno | AR | 75.00 | 4 | 11 | | 608 | 910 | 66.81 |
| 16. | Marlene Ray | TN | 70.00 | 3 | 12 | | 685 | 970 | 70.62 |

WOMENS DIVISION - CHAMPIONSHIP CLASS 1996 WORLD

1. Bev Nathe-MN

| OPPONENT'S NAME | SCORE | R | SP | % |
|--------------------------|---------|----|-----|------|
| 1. Marlene Ray-TN | 44 / 39 | 42 | 70 | 60.0 |
| 2. Carlene Donnelly-SD | 41 / 38 | 55 | 74 | 74.3 |
| 3. Maxine Griffith-TN | 42 / 4 | 32 | 34 | 94.1 |
| 4. Myrna Kissick-AB | 42 / 27 | 47 | 60 | 78.3 |
| 5. Mary Ann Peninger-KS | 41 / 8 | 43 | 50 | 86.0 |
| 6. Debbi Alexander-NH | 43 / 11 | 38 | 44 | 86.4 |
| 7. Sue Twyman-NY | 42 / 28 | 89 | 106 | 84.0 |
| 8. Lorraine Sternberg-WI | 40 / 9 | 50 | 54 | 92.6 |
| 9. Connie Filley-ND | 42 / 16 | 70 | 86 | 81.4 |
| 10. Angeline Moisan-PQ | 41 / 6 | 26 | 30 | 86.7 |
| 11. Amy Francis-OH | 42 / 25 | 86 | 100 | 86.0 |
| 12. Opal Reno-AR | 42 / 13 | 59 | 70 | 84.3 |
| 13. Sylvianne Moisan-PQ | 41 / 34 | 81 | 98 | 82.7 |
| 14. Sandy Janssens-ON | 40 / 32 | 54 | 68 | 79.4 |
| 15. Sue Snyder-KY | 42 / 39 | 86 | 106 | 81.1 |

WINS- 15 LOSSES- 0 POINTS - 625 858 1050 81.7

3. Sylvianne Moisan-PQ

| OPPONENT'S NAME | SCORE | R | SP | % |
|--------------------------|---------|-----|-----|------|
| 1. Carlene Donnelly-SD | 40 / 30 | 59 | 72 | 81.9 |
| 2. Maxine Griffith-TN | 42 / 5 | 45 | 54 | 83.3 |
| 3. Myrna Kissick-AB | 41 / 30 | 56 | 68 | 82.4 |
| 4. Marlene Ray-TN | 40 / 11 | 62 | 70 | 88.6 |
| 5. Debbi Alexander-NH | 40 / 16 | 62 | 76 | 81.6 |
| 6. Sue Twyman-NY | 42 / 29 | 76 | 90 | 84.4 |
| 7. Lorraine Sternberg-WI | 41 / 28 | 73 | 88 | 83.0 |
| 8. Mary Ann Peninger-KS | 40 / 35 | 80 | 96 | 83.3 |
| 9. Amy Francis-OH | 42 / 38 | 102 | 116 | 87.9 |
| 10. Opal Reno-AR | 40 / 22 | 52 | 62 | 83.9 |
| 11. Angeline Moisan-PQ | 40 / 18 | 63 | 74 | 85.1 |
| 12. Connie Filley-ND | 40 / 24 | 46 | 56 | 82.1 |
| 13. Bev Nathe-MN | 34 / 41 | 79 | 98 | 80.6 |
| 14. Sue Snyder-KY | 17 / 41 | 76 | 94 | 80.9 |
| 15. Sandy Janssens-ON | 39 / 41 | 49 | 64 | 76.6 |

WINS- 12 LOSSES- 3 POINTS - 578 980 1178 83.2

5. Connie Filley-ND

| OPPONENT'S NAME | SCORE | R | SP | % |
|--------------------------|---------|----|-----|------|
| 1. Debbi Alexander-NH | 33 / 42 | 56 | 84 | 66.7 |
| 2. Sue Twyman-NY | 40 / 9 | 32 | 36 | 88.9 |
| 3. Lorraine Sternberg-WI | 40 / 27 | 58 | 74 | 78.4 |
| 4. Mary Ann Peninger-KS | 40 / 18 | 66 | 80 | 82.5 |
| 5. Carlene Donnelly-SD | 42 / 18 | 39 | 50 | 78.0 |
| 6. Maxine Griffith-TN | 42 / 16 | 49 | 66 | 74.2 |
| 7. Myrna Kissick-AB | 40 / 15 | 51 | 60 | 85.0 |
| 8. Marlene Ray-TN | 42 / 25 | 60 | 72 | 83.3 |
| 9. Bev Nathe-MN | 16 / 42 | 63 | 86 | 73.3 |
| 10. Sandy Janssens-ON | 23 / 42 | 53 | 72 | 73.6 |
| 11. Sue Snyder-KY | 29 / 42 | 85 | 104 | 81.7 |
| 12. Sylvianne Moisan-PQ | 24 / 40 | 41 | 56 | 73.2 |
| 13. Amy Francis-OH | 40 / 31 | 63 | 80 | 78.8 |
| 14. Angeline Moisan-PQ | 45 / 9 | 36 | 44 | 81.8 |
| 15. Opal Reno-AR | 40 / 24 | 52 | 66 | 78.8 |

WINS- 10 LOSSES- 5 POINTS - 536 804 1030 78.1

7. Mary Ann Peninger-KS

| OPPONENT'S NAME | SCORE | R | SP | % |
|---------------------------|---------|----|----|------|
| 1. Amy Francis-OH | 27 / 45 | 38 | 56 | 67.9 |
| 2. Angeline Moisan-PQ | 42 / 25 | 59 | 74 | 79.7 |
| 3. Opal Reno-AR | 42 / 29 | 50 | 68 | 73.5 |
| 4. Connie Filley-ND | 18 / 40 | 59 | 80 | 73.8 |
| 5. Bev Nathe-MN | 8 / 41 | 32 | 50 | 64.0 |
| 6. Sue Snyder-KY | 27 / 42 | 64 | 86 | 74.4 |
| 7. Sandy Janssens-ON | 42 / 39 | 76 | 90 | 84.4 |
| 8. Sylvianne Moisan-PQ | 35 / 40 | 77 | 96 | 80.2 |
| 9. Carlene Donnelly-SD | 42 / 33 | 51 | 68 | 75.0 |
| 10. Myrna Kissick-AB | 40 / 18 | 31 | 42 | 73.8 |
| 11. Maxine Griffith-TN | 41 / 19 | 45 | 54 | 83.3 |
| 12. Marlene Ray-TN | 41 / 30 | 62 | 76 | 81.6 |
| 13. Debbi Alexander-NH | 31 / 42 | 45 | 66 | 68.2 |
| 14. Sue Twyman-NY | 35 / 41 | 75 | 94 | 79.8 |
| 15. Lorraine Sternberg-WI | 41 / 16 | 35 | 46 | 76.1 |

WINS- 8 LOSSES- 7 POINTS - 512 799 1046 76.4

2. Sue Snyder-KY

| OPPONENT'S NAME | SCORE | R | SP | % |
|--------------------------|---------|----|-----|------|
| 1. Myrna Kissick-AB | 41 / 9 | 37 | 44 | 84.1 |
| 2. Marlene Ray-TN | 43 / 7 | 39 | 44 | 88.6 |
| 3. Carlene Donnelly-SD | 42 / 5 | 40 | 44 | 90.9 |
| 4. Maxine Griffith-TN | 42 / 6 | 64 | 68 | 94.1 |
| 5. Lorraine Sternberg-WI | 40 / 3 | 42 | 44 | 95.5 |
| 6. Mary Ann Peninger-KS | 42 / 27 | 71 | 86 | 82.6 |
| 7. Debbi Alexander-NH | 40 / 6 | 56 | 60 | 93.3 |
| 8. Sue Twyman-NY | 40 / 30 | 83 | 98 | 84.7 |
| 9. Opal Reno-AR | 42 / 3 | 27 | 28 | 96.4 |
| 10. Amy Francis-OH | 42 / 9 | 68 | 72 | 94.4 |
| 11. Connie Filley-ND | 42 / 29 | 91 | 104 | 87.5 |
| 12. Angeline Moisan-PQ | 41 / 9 | 45 | 50 | 90.0 |
| 13. Sandy Janssens-ON | 40 / 11 | 41 | 48 | 85.4 |
| 14. Sylvianne Moisan-PQ | 41 / 17 | 84 | 94 | 89.4 |
| 15. Bev Nathe-MN | 39 / 42 | 87 | 106 | 82.1 |

WINS- 14 LOSSES- 1 POINTS - 617 875 990 88.4

4. Amy Francis-OH

| OPPONENT'S NAME | SCORE | R | SP | % |
|--------------------------|---------|-----|-----|------|
| 1. Mary Ann Peninger-KS | 45 / 27 | 45 | 56 | 80.4 |
| 2. Debbi Alexander-NH | 40 / 36 | 42 | 58 | 72.4 |
| 3. Sue Twyman-NY | 42 / 27 | 50 | 62 | 80.6 |
| 4. Lorraine Sternberg-WI | 41 / 1 | 29 | 32 | 90.6 |
| 5. Marlene Ray-TN | 41 / 7 | 61 | 66 | 92.4 |
| 6. Carlene Donnelly-SD | 41 / 12 | 51 | 60 | 85.0 |
| 7. Maxine Griffith-TN | 43 / 13 | 46 | 54 | 85.2 |
| 8. Myrna Kissick-AB | 44 / 13 | 31 | 38 | 81.6 |
| 9. Sylvianne Moisan-PQ | 38 / 42 | 100 | 116 | 86.2 |
| 10. Sue Snyder-KY | 9 / 42 | 57 | 72 | 79.2 |
| 11. Bev Nathe-MN | 25 / 42 | 81 | 100 | 81.0 |
| 12. Sandy Janssens-ON | 36 / 42 | 61 | 80 | 76.3 |
| 13. Connie Filley-ND | 31 / 40 | 60 | 80 | 75.0 |
| 14. Opal Reno-AR | 42 / 16 | 46 | 54 | 85.2 |
| 15. Angeline Moisan-PQ | 40 / 27 | 43 | 60 | 71.7 |

WINS- 10 LOSSES- 5 POINTS - 558 803 988 81.3

6. Sandy Janssens-ON

| OPPONENT'S NAME | SCORE | R | SP | % |
|--------------------------|---------|----|----|------|
| 1. Maxine Griffith-TN | 40 / 13 | 28 | 40 | 70.0 |
| 2. Myrna Kissick-AB | 41 / 20 | 42 | 58 | 72.4 |
| 3. Marlene Ray-TN | 42 / 22 | 50 | 64 | 78.1 |
| 4. Carlene Donnelly-SD | 39 / 40 | 43 | 66 | 65.2 |
| 5. Sue Twyman-NY | 40 / 27 | 46 | 56 | 82.1 |
| 6. Lorraine Sternberg-WI | 18 / 41 | 53 | 70 | 75.7 |
| 7. Mary Ann Peninger-KS | 39 / 42 | 75 | 90 | 83.3 |
| 8. Debbi Alexander-NH | 42 / 28 | 49 | 64 | 76.6 |
| 9. Angeline Moisan-PQ | 42 / 32 | 54 | 66 | 81.8 |
| 10. Connie Filley-ND | 42 / 23 | 61 | 72 | 84.7 |
| 11. Opal Reno-AR | 40 / 13 | 24 | 30 | 80.0 |
| 12. Amy Francis-OH | 42 / 36 | 63 | 80 | 78.8 |
| 13. Sue Snyder-KY | 11 / 40 | 31 | 48 | 64.6 |
| 14. Bev Nathe-MN | 32 / 40 | 51 | 68 | 75.0 |
| 15. Sylvianne Moisan-PQ | 41 / 39 | 49 | 64 | 76.6 |

WINS- 10 LOSSES- 5 POINTS - 551 719 936 76.8

8. Debbi Alexander-NH

| OPPONENT'S NAME | SCORE | R | SP | % |
|---------------------------|---------|----|----|------|
| 1. Connie Filley-ND | 42 / 33 | 60 | 84 | 71.4 |
| 2. Amy Francis-OH | 36 / 40 | 42 | 58 | 72.4 |
| 3. Angeline Moisan-PQ | 16 / 42 | 26 | 46 | 56.5 |
| 4. Opal Reno-AR | 43 / 11 | 32 | 42 | 76.2 |
| 5. Sylvianne Moisan-PQ | 16 / 40 | 56 | 76 | 73.7 |
| 6. Bev Nathe-MN | 11 / 43 | 27 | 44 | 61.4 |
| 7. Sue Snyder-KY | 6 / 40 | 45 | 60 | 75.0 |
| 8. Sandy Janssens-ON | 28 / 42 | 45 | 64 | 70.3 |
| 9. Marlene Ray-TN | 26 / 42 | 54 | 76 | 71.1 |
| 10. Maxine Griffith-TN | 45 / 30 | 52 | 62 | 83.9 |
| 11. Carlene Donnelly-SD | 40 / 10 | 34 | 40 | 85.0 |
| 12. Myrna Kissick-AB | 41 / 34 | 47 | 68 | 69.1 |
| 13. Mary Ann Peninger-KS | 42 / 31 | 50 | 66 | 75.8 |
| 14. Lorraine Sternberg-WI | 22 / 43 | 21 | 44 | 47.7 |
| 15. Sue Twyman-NY | 40 / 15 | 51 | 60 | 85.0 |

WINS- 7 LOSSES- 8 POINTS - 454 642 890 72.1

9. Sue Twyman-NY

| OPPONENT'S NAME | SCORE | R | SP | % |
|---------------------------|---------|----|-----|------|
| 1. Opal Reno-AR | 42 / 34 | 32 | 52 | 61.5 |
| 2. Connie Filley-ND | 9 / 40 | 22 | 36 | 61.1 |
| 3. Amy Francis-OH | 27 / 42 | 44 | 62 | 71.0 |
| 4. Angeline Moisan-PQ | 44 / 16 | 36 | 46 | 78.3 |
| 5. Sandy Janssens-ON | 27 / 40 | 42 | 56 | 75.0 |
| 6. Sylvianne Moisan-PQ | 29 / 42 | 72 | 90 | 80.0 |
| 7. Bev Nathe-MN | 28 / 42 | 84 | 106 | 79.2 |
| 8. Sue Snyder-KY | 30 / 40 | 78 | 98 | 79.6 |
| 9. Myrna Kissick-AB | 41 / 38 | 65 | 86 | 75.6 |
| 10. Carlene Donnelly-SD | 33 / 42 | 66 | 90 | 73.3 |
| 11. Marlene Ray-TN | 42 / 35 | 54 | 74 | 73.0 |
| 12. Maxine Griffith-TN | 26 / 45 | 63 | 84 | 75.0 |
| 13. Lorraine Sternberg-WI | 42 / 12 | 46 | 58 | 79.3 |
| 14. Mary Ann Peninger-KS | 41 / 35 | 76 | 94 | 80.9 |
| 15. Debbi Alexander-NH | 15 / 40 | 42 | 60 | 70.0 |

WINS- 6 LOSSES- 9 POINTS - 476 822 1092 75.3

11. Maxine Griffith-TN

| OPPONENT'S NAME | SCORE | R | SP | % |
|--------------------------|---------|----|----|------|
| 1. Sandy Janssens-ON | 13 / 40 | 19 | 40 | 47.5 |
| 2. Sylvianne Moisan-PQ | 5 / 42 | 33 | 54 | 61.1 |
| 3. Bev Nathe-MN | 4 / 42 | 19 | 34 | 55.9 |
| 4. Sue Snyder-KY | 6 / 42 | 52 | 68 | 76.5 |
| 5. Opal Reno-AR | 39 / 43 | 53 | 72 | 73.6 |
| 6. Connie Filley-ND | 16 / 42 | 42 | 66 | 63.6 |
| 7. Amy Francis-OH | 13 / 43 | 36 | 54 | 66.7 |
| 8. Angeline Moisan-PQ | 40 / 35 | 35 | 52 | 67.3 |
| 9. Lorraine Sternberg-WI | 31 / 40 | 51 | 74 | 68.9 |
| 10. Debbi Alexander-NH | 30 / 45 | 47 | 62 | 75.8 |
| 11. Mary Ann Peninger-KS | 19 / 41 | 38 | 54 | 70.4 |
| 12. Sue Twyman-NY | 45 / 26 | 68 | 84 | 81.0 |
| 13. Myrna Kissick-AB | 22 / 40 | 40 | 62 | 64.5 |
| 14. Marlene Ray-TN | 41 / 28 | 53 | 68 | 77.9 |
| 15. Carlene Donnelly-SD | 42 / 22 | 31 | 42 | 73.8 |

WINS- 4 LOSSES- 11 POINTS - 366 617 886 69.6

13. Myrna Kissick-AB

| OPPONENT'S NAME | SCORE | R | SP | % |
|---------------------------|---------|----|----|------|
| 1. Sue Snyder-KY | 9 / 41 | 27 | 44 | 61.4 |
| 2. Sandy Janssens-ON | 20 / 41 | 35 | 58 | 60.3 |
| 3. Sylvianne Moisan-PQ | 30 / 41 | 53 | 68 | 77.9 |
| 4. Bev Nathe-MN | 27 / 42 | 43 | 60 | 71.7 |
| 5. Angeline Moisan-PQ | 41 / 33 | 46 | 66 | 69.7 |
| 6. Opal Reno-AR | 35 / 40 | 39 | 64 | 60.9 |
| 7. Connie Filley-ND | 15 / 40 | 42 | 60 | 70.0 |
| 8. Amy Francis-OH | 13 / 44 | 21 | 38 | 55.3 |
| 9. Sue Twyman-NY | 38 / 41 | 65 | 86 | 75.6 |
| 10. Mary Ann Peninger-KS | 18 / 40 | 23 | 42 | 54.8 |
| 11. Lorraine Sternberg-WI | 34 / 42 | 48 | 70 | 68.6 |
| 12. Debbi Alexander-NH | 34 / 41 | 46 | 68 | 67.6 |
| 13. Maxine Griffith-TN | 40 / 22 | 46 | 62 | 74.2 |
| 14. Carlene Donnelly-SD | 42 / 36 | 48 | 68 | 70.6 |
| 15. Marlene Ray-TN | 41 / 30 | 52 | 68 | 76.5 |

WINS- 4 LOSSES- 11 POINTS - 437 634 922 68.8

15. Opal Reno-AR

| OPPONENT'S NAME | SCORE | R | SP | % |
|--------------------------|---------|----|----|------|
| 1. Sue Twyman-NY | 34 / 42 | 29 | 52 | 55.8 |
| 2. Lorraine Sternberg-WI | 40 / 24 | 68 | 88 | 77.3 |
| 3. Mary Ann Peninger-KS | 29 / 42 | 45 | 68 | 66.2 |
| 4. Debbi Alexander-NH | 11 / 43 | 21 | 42 | 50.0 |
| 5. Maxine Griffith-TN | 43 / 39 | 55 | 72 | 76.4 |
| 6. Myrna Kissick-AB | 40 / 35 | 39 | 64 | 60.9 |
| 7. Marlene Ray-TN | 41 / 32 | 37 | 58 | 63.8 |
| 8. Carlene Donnelly-SD | 22 / 41 | 52 | 72 | 72.2 |
| 9. Sue Snyder-KY | 3 / 42 | 14 | 28 | 50.0 |
| 10. Sylvianne Moisan-PQ | 22 / 40 | 46 | 62 | 74.2 |
| 11. Sandy Janssens-ON | 13 / 40 | 15 | 30 | 50.0 |
| 12. Bev Nathe-MN | 13 / 42 | 50 | 70 | 71.4 |
| 13. Angeline Moisan-PQ | 35 / 40 | 54 | 84 | 64.3 |
| 14. Amy Francis-OH | 16 / 42 | 36 | 54 | 66.7 |
| 15. Connie Filley-ND | 24 / 40 | 47 | 66 | 71.2 |

WINS- 4 LOSSES- 11 POINTS - 386 608 910 66.8

10. Angeline Moisan-PQ

| OPPONENT'S NAME | SCORE | R | SP | % |
|--------------------------|---------|----|----|------|
| 1. Lorraine Sternberg-WI | 40 / 2 | 33 | 44 | 75.0 |
| 2. Mary Ann Peninger-KS | 25 / 42 | 54 | 74 | 73.0 |
| 3. Debbi Alexander-NH | 42 / 16 | 33 | 46 | 71.7 |
| 4. Sue Twyman-NY | 16 / 44 | 27 | 46 | 58.7 |
| 5. Myrna Kissick-AB | 33 / 41 | 44 | 66 | 66.7 |
| 6. Marlene Ray-TN | 42 / 35 | 37 | 56 | 66.1 |
| 7. Carlene Donnelly-SD | 43 / 9 | 37 | 44 | 84.1 |
| 8. Maxine Griffith-TN | 35 / 40 | 33 | 52 | 63.5 |
| 9. Sandy Janssens-ON | 32 / 42 | 50 | 66 | 75.8 |
| 10. Bev Nathe-MN | 6 / 41 | 15 | 30 | 50.0 |
| 11. Sylvianne Moisan-PQ | 18 / 40 | 57 | 74 | 77.0 |
| 12. Sue Snyder-KY | 9 / 41 | 35 | 50 | 70.0 |
| 13. Opal Reno-AR | 40 / 35 | 55 | 84 | 65.5 |
| 14. Connie Filley-ND | 9 / 45 | 24 | 44 | 54.5 |
| 15. Amy Francis-OH | 27 / 40 | 39 | 60 | 65.0 |

WINS- 5 LOSSES- 10 POINTS - 417 573 836 68.5

12. Carlene Donnelly-SD

| OPPONENT'S NAME | SCORE | R | SP | % |
|---------------------------|---------|----|----|------|
| 1. Sylvianne Moisan-PQ | 30 / 40 | 55 | 72 | 76.4 |
| 2. Bev Nathe-MN | 38 / 41 | 54 | 74 | 73.0 |
| 3. Sue Snyder-KY | 5 / 42 | 27 | 44 | 61.4 |
| 4. Sandy Janssens-ON | 40 / 39 | 43 | 66 | 65.2 |
| 5. Connie Filley-ND | 18 / 42 | 32 | 50 | 64.0 |
| 6. Amy Francis-OH | 12 / 41 | 41 | 60 | 68.3 |
| 7. Angeline Moisan-PQ | 9 / 43 | 27 | 44 | 61.4 |
| 8. Opal Reno-AR | 41 / 22 | 57 | 72 | 79.2 |
| 9. Mary Ann Peninger-KS | 33 / 42 | 48 | 68 | 70.6 |
| 10. Sue Twyman-NY | 42 / 33 | 67 | 90 | 74.4 |
| 11. Debbi Alexander-NH | 10 / 40 | 24 | 40 | 60.0 |
| 12. Lorraine Sternberg-WI | 42 / 0 | 24 | 28 | 85.7 |
| 13. Marlene Ray-TN | 23 / 40 | 41 | 60 | 68.3 |
| 14. Myrna Kissick-AB | 36 / 42 | 46 | 68 | 67.6 |
| 15. Maxine Griffith-TN | 22 / 42 | 24 | 42 | 57.1 |

WINS- 4 LOSSES- 11 POINTS - 401 610 878 69.5

14. Lorraine Sternberg-WI


| OPPONENT'S NAME | SCORE | R | SP | % |
|--------------------------|---------|----|----|------|
| 1. Angeline Moisan-PQ | 2 / 40 | 22 | 44 | 50.0 |
| 2. Opal Reno-AR | 24 / 40 | 61 | 88 | 69.3 |
| 3. Connie Filley-ND | 27 / 40 | 54 | 74 | 73.0 |
| 4. Amy Francis-OH | 1 / 41 | 16 | 32 | 50.0 |
| 5. Sue Snyder-KY | 3 / 40 | 30 | 44 | 68.2 |
| 6. Sandy Janssens-ON | 41 / 18 | 60 | 70 | 85.7 |
| 7. Sylvianne Moisan-PQ | 28 / 41 | 68 | 88 | 77.3 |
| 8. Bev Nathe-MN | 9 / 40 | 40 | 54 | 74.1 |
| 9. Maxine Griffith-TN | 40 / 31 | 51 | 74 | 68.9 |
| 10. Marlene Ray-TN | 23 / 43 | 28 | 48 | 58.3 |
| 11. Myrna Kissick-AB | 42 / 34 | 51 | 70 | 72.9 |
| 12. Carlene Donnelly-SD | 0 / 42 | 11 | 28 | 39.3 |
| 13. Sue Twyman-NY | 12 / 42 | 36 | 58 | 62.1 |
| 14. Debbi Alexander-NH | 43 / 22 | 27 | 44 | 61.4 |
| 15. Mary Ann Peninger-KS | 16 / 41 | 26 | 46 | 56.5 |

WINS- 4 LOSSES- 11 POINTS - 311 581 862 67.4

16. Marlene Ray-TN

| OPPONENT'S NAME | SCORE | R | SP | % |
|---------------------------|---------|----|----|------|
| 1. Bev Nathe-MN | 39 / 44 | 41 | 70 | 58.6 |
| 2. Sue Snyder-KY | 7 / 43 | 27 | 44 | 61.4 |
| 3. Sandy Janssens-ON | 22 / 42 | 45 | 64 | 70.3 |
| 4. Sylvianne Moisan-PQ | 11 / 40 | 52 | 70 | 74.3 |
| 5. Amy Francis-OH | 7 / 41 | 50 | 66 | 75.8 |
| 6. Angeline Moisan-PQ | 35 / 42 | 35 | 56 | 62.5 |
| 7. Opal Reno-AR | 32 / 41 | 35 | 58 | 60.3 |
| 8. Connie Filley-ND | 25 / 42 | 55 | 72 | 76.4 |
| 9. Debbi Alexander-NH | 42 / 26 | 58 | 76 | 76.3 |
| 10. Lorraine Sternberg-WI | 43 / 23 | 34 | 48 | 70.8 |
| 11. Sue Twyman-NY | 35 / 42 | 52 | 74 | 70.3 |
| 12. Mary Ann Peninger-KS | 30 / 41 | 58 | 76 | 76.3 |
| 13. Carlene Donnelly-SD | 40 / 23 | 46 | 60 | 76.7 |
| 14. Maxine Griffith-TN | 28 / 41 | 49 | 68 | 72.1 |
| 15. Myrna Kissick-AB | 30 / 41 | 48 | 68 | 70.6 |

WINS- 3 LOSSES- 12 POINTS - 426 685 970 70.6



Sylvianne Moisan—W-A



Connie J. Filley—W-B



Loree Meier—W-C

WOMENS DIVISION A-1 1996 WORLD

| Pos | Name | State | EntAv | W | L | R | SP | % |
|-----|--------------------|-------|-------|------|-----|-----|-----|-------|
| 1. | Sylvianne Moisan | PQ | 84.96 | 14 | 2 | 524 | 640 | 81.88 |
| 2. | Sue Snyder | KY | 84.73 | 13 | 3 | 536 | 640 | 83.75 |
| 3. | Bev Nathe | MN | 81.02 | 12.5 | 2.5 | 496 | 600 | 82.67 |
| 4. | Sandy Janssens | ON | 78.84 | 10 | 5 | 474 | 600 | 79.00 |
| 5. | Sue Twyman | NY | 77.27 | 9.5 | 5.5 | 448 | 600 | 74.67 |
| 6. | Debbi Alexander | NH | 74.39 | 8.5 | 6.5 | 442 | 600 | 73.67 |
| 7. | Lorraine Sternberg | WI | 79.87 | 8.5 | 6.5 | 427 | 600 | 71.17 |
| 8. | Amy Brown Francis | OH | 79.46 | 8 | 7 | 460 | 600 | 76.67 |
| 9. | Myrna Kissick | AB | 76.48 | 8 | 7 | 416 | 600 | 69.33 |
| 10. | Maxine Griffith | TN | 82.97 | 6.5 | 8.5 | 427 | 600 | 71.17 |
| 11. | Diane Cantin | PQ | 84.18 | 6 | 9 | 380 | 600 | 63.33 |
| 12. | Marlene Ray | TN | 76.82 | 5.5 | 9.5 | 420 | 600 | 70.00 |
| 13. | Teddy Guillotte | CA | 75.92 | 5 | 10 | 390 | 600 | 65.00 |
| 14. | Lisa Maille | NH | 71.33 | 3 | 12 | 414 | 600 | 69.00 |
| 15. | Patty * Sapp | OR | 75.50 | 3 | 12 | 372 | 600 | 62.00 |

WOMENS DIVISION B-1 1996 WORLD

| Pos | Name | State | EntAv | W | L | R | SP | % |
|-----|-------------------|-------|-------|-----|------|-----|-----|-------|
| 1. | Connie J. Filley | ND | 74.31 | 14 | 2 | 479 | 640 | 74.84 |
| 2. | Angeline Moisan | PQ | 72.58 | 13 | 3 | 483 | 640 | 75.47 |
| 3. | Mary Ann Peninger | KS | 72.12 | 12 | 3 | 435 | 600 | 72.50 |
| 4. | Opal Reno | AR | 73.87 | 11 | 4 | 450 | 600 | 75.00 |
| 5. | Edi Holland | MN | 68.70 | 9 | 6 | 412 | 600 | 68.67 |
| 6. | Phyllis Negaard | MN | 70.09 | 8 | 7 | 411 | 600 | 68.50 |
| 7. | Eddie McKinney | WI | 68.97 | 8 | 7 | 398 | 600 | 66.33 |
| 8. | Lorraine Gerdes | NE | 69.24 | 7 | 8 | 397 | 600 | 66.17 |
| 9. | Katy Traquair | NH | 65.00 | 7 | 8 | 371 | 600 | 61.83 |
| 10. | LaVerne * Ewing | OR | 66.83 | 7 | 8 | 359 | 600 | 59.83 |
| 11. | Rivers Prewette | NC | 69.07 | 6.5 | 8.5 | 378 | 600 | 63.00 |
| 12. | Marlene Cooper | OH | 66.55 | 6 | 9 | 376 | 600 | 62.67 |
| 13. | Pam Henderson | MO | 65.30 | 5 | 10 | 345 | 600 | 57.50 |
| 14. | Lu Cave | MN | 70.84 | 4 | 11 | 375 | 600 | 62.50 |
| 15. | Carolyn Rice | OH | 67.24 | 3.5 | 11.5 | 371 | 600 | 61.83 |

WOMENS DIVISION C-1 1996 WORLD

| Pos | Name | State | EntAv | W | L | R | SP | % |
|-----|-------------------|-------|-------|----|----|-----|-----|-------|
| 1. | Loree * Meier | MO | 64.70 | 15 | 0 | 398 | 600 | 66.33 |
| 2. | Carlene Donnelly | SD | 64.80 | 13 | 2 | 425 | 600 | 70.83 |
| 3. | Gail Sluys | CA | 64.55 | 10 | 5 | 352 | 600 | 58.67 |
| 4. | Pam Cook | CO | 62.44 | 10 | 5 | 343 | 600 | 57.17 |
| 5. | Donna Dodson | OH | 63.34 | 9 | 6 | 361 | 600 | 60.17 |
| 6. | Shirley * Steffen | UT | 62.41 | 9 | 6 | 360 | 600 | 60.00 |
| 7. | Marion Thomsen | NE | 59.08 | 9 | 6 | 356 | 600 | 59.33 |
| 8. | Priscilla Hedges | KS | 58.12 | 9 | 6 | 349 | 600 | 58.17 |
| 9. | Jane Smith | WI | 64.95 | 8 | 7 | 334 | 600 | 55.67 |
| 10. | Joanne * Loy | OR | 64.65 | 8 | 7 | 312 | 600 | 52.00 |
| 11. | Sue Helene | WI | 58.13 | 7 | 8 | 333 | 600 | 55.50 |
| 12. | Velma Smith | NE | 64.37 | 6 | 9 | 287 | 600 | 47.83 |
| 13. | Margaret Byfield | WA | 59.46 | 4 | 11 | 264 | 600 | 44.00 |
| 14. | Lucie Turcotte | PQ | 62.83 | 2 | 13 | 141 | 600 | 23.50 |



Jane Haufschild—W-D



Jane Meier—W-E




Reba Wenck—W-F

| WOMENS DIVISION D-1 | | 1996 WORLD | | | | | | |
|---------------------|----------------------|------------|-------|------|------|-----|-----|-------|
| Pos | Name | State | EntAv | W | L | R | SP | % |
| 1. | Jane Haufschild | SD | 57.76 | 12 | 3 | 340 | 600 | 56.67 |
| 2. | Shirley * Kooy | AB | 56.90 | 11 | 4 | 336 | 600 | 56.00 |
| 3. | Sherlyn Feltenbarger | UT | 57.39 | 11 | 4 | 319 | 600 | 53.17 |
| 4. | Jeanette Claas | MO | 56.33 | 10.5 | 4.5 | 299 | 600 | 49.83 |
| 5. | Paige Pennington | CA | 56.46 | 10 | 5 | 327 | 600 | 54.50 |
| 6. | Gerri Meistadt | WI | 55.48 | 9 | 6 | 302 | 600 | 50.33 |
| 7. | Rose Couture | MT | 54.75 | 8.5 | 6.5 | 340 | 600 | 56.67 |
| 8. | Emalene * Pearce | AZ | 55.37 | 8.5 | 6.5 | 313 | 600 | 52.17 |
| 9. | Mildred Romero | CO | 54.57 | 7.5 | 7.5 | 319 | 600 | 53.17 |
| 10. | Jan Stewart | AZ | 55.75 | 7 | 8 | 302 | 600 | 50.33 |
| 11. | Elaine Annis | CA | 53.63 | 6.5 | 8.5 | 312 | 600 | 52.00 |
| 12. | Barbara Goff | OK | 55.99 | 6 | 9 | 293 | 600 | 48.83 |
| 13. | Doris * Shanahan | PA | 56.70 | 5 | 10 | 278 | 600 | 46.33 |
| 14. | Sally * Grooms | NE | 55.39 | 4.5 | 10.5 | 308 | 600 | 51.33 |
| 15. | Audra Craven | MO | 54.94 | 3 | 12 | 279 | 600 | 46.50 |
| 16. | Marie Zichella | NY | 54.36 | 0 | 15 | 235 | 600 | 39.17 |

| WOMENS DIVISION E-1 | | 1996 WORLD | | | | | | |
|---------------------|--------------------|------------|-------|------|------|-----|-----|-------|
| Pos | Name | State | EntAv | W | L | R | SP | % |
| 1. | Jane Meier | WI | 51.70 | 13 | 2 | 315 | 600 | 52.50 |
| 2. | Pauline * Spilchen | SK | 52.61 | 10.5 | 4.5 | 312 | 600 | 52.00 |
| 3. | Judy Dennis | MI | 52.42 | 10 | 5 | 319 | 600 | 53.17 |
| 4. | Mary R. Denzin | MN | 53.23 | 9.5 | 5.5 | 303 | 600 | 50.50 |
| 5. | Ida Hostrup | WI | 50.82 | 9.5 | 5.5 | 292 | 600 | 48.67 |
| 6. | Jean * Van Dyken | MT | 52.66 | 9 | 6 | 292 | 600 | 48.67 |
| 7. | Mary Hodges | IL | 52.76 | 8 | 7 | 308 | 600 | 51.33 |
| 8. | Marian Gee | NY | 51.69 | 8 | 7 | 300 | 600 | 50.00 |
| 9. | Cyrena * Srenaski | WI | 53.43 | 7.5 | 7.5 | 292 | 600 | 48.67 |
| 10. | Marlene Carr | CA | 51.06 | 7.5 | 7.5 | 286 | 600 | 47.67 |
| 11. | Phyllis Wheeler | SD | 50.11 | 7.5 | 7.5 | 274 | 600 | 45.67 |
| 12. | Wynne * Mihura | KS | 50.01 | 7 | 8 | 283 | 600 | 47.17 |
| 13. | Donna Kiefert | ND | 53.46 | 4.5 | 10.5 | 273 | 600 | 45.50 |
| 14. | Helen * Merrill | KS | 50.64 | 3 | 12 | 267 | 600 | 44.50 |
| 15. | Elaine * Troullier | WI | 51.23 | 3 | 12 | 212 | 600 | 35.33 |
| 16. | Emma Stone | PA | 51.41 | 2.5 | 12.5 | 231 | 600 | 38.50 |

| WOMENS DIVISION F-1 | | 1996 WORLD | | | | | | |
|---------------------|-------------------|------------|-------|-----|-----|-----|-----|-------|
| Pos | Name | State | EntAv | W | L | R | SP | % |
| 1. | Reba Wenck | WV | 48.40 | 14 | 2 | 345 | 640 | 53.91 |
| 2. | Evelyn * Moore | AB | 49.41 | 13 | 3 | 320 | 640 | 50.00 |
| 3. | Bonnie Schuster | OR | 48.13 | 10 | 5 | 311 | 600 | 51.83 |
| 4. | Mary Lou Conklin | CO | 47.36 | 9.5 | 5.5 | 261 | 600 | 43.50 |
| 5. | Rosalie * Judy | WV | 46.92 | 9 | 6 | 299 | 600 | 49.83 |
| 6. | Carolyn Schneider | NE | 47.48 | 9 | 6 | 279 | 600 | 46.50 |
| 7. | Jean * Smith | WA | 48.22 | 9 | 6 | 269 | 600 | 44.83 |
| 8. | Judy Oliphant | FL | 47.78 | 8 | 7 | 287 | 600 | 47.83 |
| 9. | Mary Matuke | MN | 47.90 | 8 | 7 | 267 | 600 | 44.50 |
| 10. | Patricia Strain | LA | 48.90 | 8 | 7 | 257 | 600 | 42.83 |
| 11. | Marlys Timm | MN | 49.80 | 7.5 | 7.5 | 283 | 600 | 47.17 |
| 12. | Betty Schroeder | TX | 48.04 | 6 | 9 | 240 | 600 | 40.00 |
| 13. | Elsie * Bracken | NV | 49.40 | 5 | 10 | 227 | 600 | 37.83 |
| 14. | Mildred * Boyer | PA | 50.00 | 3 | 12 | 198 | 600 | 33.00 |
| 15. | Shari Davison | WI | 49.84 | 2 | 13 | 189 | 600 | 31.50 |



Carol Sperber—W-G



Gloria Smith—W-H



Eileen Fox—W-I

WOMENS DIVISION G-1 1996 WORLD


| Pos | Name | State | Ent | Av | W | L | R | SP | % |
|-----|------------------|-------|-------|------|-----|-----|-----|-------|---|
| 1. | Carol * Sperber | WA | 43.69 | 11.5 | 3.5 | 290 | 600 | 48.33 | |
| 2. | Carol Holmes | NE | 44.78 | 10 | 5 | 292 | 600 | 48.67 | |
| 3. | Della Matheny | AR | 46.07 | 10 | 5 | 279 | 600 | 46.50 | |
| 4. | Cleo * Wardle | UT | 45.50 | 10 | 5 | 263 | 600 | 43.83 | |
| 5. | Ruth Hudson | MO | 46.54 | 9 | 6 | 270 | 600 | 45.00 | |
| 6. | Julia * Ewing | AB | 45.80 | 9 | 6 | 268 | 600 | 44.67 | |
| 7. | Heidi Sternberg | WI | 44.11 | 9 | 6 | 240 | 600 | 40.00 | |
| 8. | Carol Hoppe | AZ | 46.90 | 8 | 7 | 266 | 600 | 44.33 | |
| 9. | Phyliss Von Thun | IA | 46.28 | 8 | 7 | 242 | 600 | 40.33 | |
| 10. | Evelyn * Goshaw | WI | 45.82 | 8 | 7 | 231 | 600 | 38.50 | |
| 11. | Phyllis Davids | WI | 46.20 | 8 | 7 | 216 | 600 | 36.00 | |
| 12. | Marge Snyder | CO | 46.14 | 6 | 9 | 227 | 600 | 37.83 | |
| 13. | Marge Boudrias | NH | 45.52 | 5.5 | 9.5 | 230 | 600 | 38.33 | |
| 14. | Joann Wilsey | SD | 43.86 | 3 | 12 | 205 | 600 | 34.17 | |
| 15. | Dorothy Harris | AB | 44.30 | 3 | 12 | 190 | 600 | 31.67 | |
| 16. | Patsy Marburger | TX | 46.27 | 2 | 13 | 189 | 600 | 31.50 | |

WOMENS DIVISION H-1 1996 WORLD

| | | | | | | | | |
|-----|------------------|----|-------|-----|-----|-----|-----|-------|
| 1. | Gloria * Smith | WI | 42.12 | 12 | 3 | 268 | 600 | 44.67 |
| 2. | Teresa Donar | WI | 42.61 | 11 | 4 | 280 | 600 | 46.67 |
| 3. | Dawn Charron | MT | 42.46 | 11 | 4 | 239 | 600 | 39.83 |
| 4. | Betty Boudreaux | LA | 41.23 | 11 | 4 | 233 | 600 | 38.83 |
| 5. | Dot Colling | CA | 42.20 | 11 | 4 | 217 | 600 | 36.17 |
| 6. | Maria Willms | WI | 39.77 | 9 | 6 | 234 | 600 | 39.00 |
| 7. | Mary Steffenson | SD | 40.62 | 8 | 7 | 224 | 600 | 37.33 |
| 8. | Dorothy Bremer | TX | 41.82 | 8 | 7 | 162 | 600 | 27.00 |
| 9. | Ardith King | OK | 39.88 | 7 | 8 | 201 | 600 | 33.50 |
| 10. | Alice * Garcia | CA | 43.39 | 6.5 | 8.5 | 169 | 600 | 28.17 |
| 11. | Sally Woolery | CA | 39.86 | 5.5 | 9.5 | 205 | 600 | 34.17 |
| 12. | Florence * Hamel | SK | 40.52 | 5.5 | 9.5 | 193 | 600 | 32.17 |
| 13. | Gail Guidry | LA | 39.73 | 5.5 | 9.5 | 181 | 600 | 30.17 |
| 14. | Lori Matzdorf | WI | 41.17 | 5 | 10 | 211 | 600 | 35.17 |
| 15. | Nell Croft | TX | 40.16 | 3 | 12 | 114 | 600 | 19.00 |
| 16. | Becky Wood | WA | 41.31 | 1 | 14 | 133 | 600 | 22.17 |

WOMENS DIVISION I-1 1996 WORLD

| | | | | | | | | |
|-----|-------------------|----|-------|-----|------|-----|-----|-------|
| 1. | Eileen Fox | FL | 38.69 | 13 | 3 | 251 | 640 | 39.22 |
| 2. | Frances * Kylo | ND | 39.56 | 12 | 4 | 210 | 640 | 32.81 |
| 3. | Claretta Hansen | WI | 39.13 | 11 | 4 | 215 | 600 | 35.83 |
| 4. | Nancy Jones | CO | 38.20 | 10 | 5 | 232 | 600 | 38.67 |
| 5. | Dona VanGorder | ID | 38.41 | 10 | 5 | 205 | 600 | 34.17 |
| 6. | Marilyn Person | CO | 38.93 | 9 | 6 | 209 | 600 | 34.83 |
| 7. | Patty Sager | WY | 39.21 | 8 | 7 | 207 | 600 | 34.50 |
| 8. | Sue Crawford | OH | 39.66 | 8 | 7 | 185 | 600 | 30.83 |
| 9. | Pat Brotherton | CA | 34.21 | 8 | 7 | 183 | 600 | 30.50 |
| 10. | Darleen Wagstaff | AB | 39.10 | 7.5 | 7.5 | 198 | 600 | 33.00 |
| 11. | Gwen Sharp | KY | 39.41 | 7 | 8 | 211 | 600 | 35.17 |
| 12. | Babette Sparks | WA | 38.64 | 6.5 | 8.5 | 190 | 600 | 31.67 |
| 13. | Carla * McFarlane | WI | 38.65 | 4.5 | 10.5 | 155 | 600 | 25.83 |
| 14. | Lucy * Cameron | AB | 38.80 | 4 | 11 | 163 | 600 | 27.17 |
| 15. | Charlotte Ellis | KY | 38.96 | 1.5 | 13.5 | 121 | 600 | 20.17 |
| 16. | Darlene Wescott | NH | 38.98 | 1 | 14 | 115 | 600 | 19.17 |



Nancy Husted—W-J



Gwen Munk—W-K



Nene McCabe—W-L

WOMENS DIVISION J-1 1996 WORLD

| Pos | Name | State | Ent | Av | W | L | R | SP | % |
|-----|----------------|-------|-------|------|-----|-----|-----|-------|---|
| 1. | Nancy Husted | ND | 37.70 | 13.5 | 1.5 | 271 | 600 | 45.17 | |
| 2. | Roxanne Maxson | PA | 38.02 | 12.5 | 2.5 | 291 | 600 | 48.50 | |
| 3. | Pauline Flori | CO | 35.61 | 10 | 5 | 241 | 600 | 40.17 | |
| 4. | Karen Henry | MO | 37.59 | 10 | 5 | 213 | 600 | 35.50 | |
| 5. | Janet Dunsmore | PA | 37.83 | 9 | 6 | 219 | 600 | 36.50 | |
| 6. | June * Yohn | IL | 38.06 | 9 | 6 | 189 | 600 | 31.50 | |
| 7. | Lolly Pittman | CO | 36.22 | 8.5 | 6.5 | 191 | 600 | 31.83 | |
| 8. | Lou McConnell | KS | 35.54 | 8 | 7 | 212 | 600 | 35.33 | |
| 9. | Sheibi Paul | MT | 35.22 | 8 | 7 | 211 | 600 | 35.17 | |
| 10. | Susan Wright | FL | 35.64 | 7.5 | 7.5 | 169 | 600 | 28.17 | |
| 11. | Stella Bevers | NM | 37.08 | 7 | 8 | 191 | 600 | 31.83 | |
| 12. | Ginger Cain | OK | 36.50 | 6 | 9 | 191 | 600 | 31.83 | |
| 13. | Leona * Tande | ND | 35.63 | 6 | 9 | 172 | 600 | 28.67 | |
| 14. | Phyllis Quist | WA | 36.85 | 3 | 12 | 164 | 600 | 27.33 | |
| 15. | Gail Kane | CA | 36.42 | 2 | 13 | 105 | 600 | 17.50 | |

WOMENS DIVISION K-1 1996 WORLD

| Pos | Name | State | Ent | Av | W | L | R | SP | % |
|-----|--------------------|-------|-------|----|----|-----|-----|-------|---|
| 1. | Gwen * Munk | UT | 33.64 | 12 | 3 | 196 | 600 | 32.67 | |
| 2. | Mary D. Rutherford | MI | 34.24 | 11 | 4 | 213 | 600 | 35.50 | |
| 3. | Kara (Hix) Vannoy | VA | 34.13 | 11 | 4 | 211 | 600 | 35.17 | |
| 4. | Tina Stephenson | IN | 32.44 | 10 | 5 | 165 | 600 | 27.50 | |
| 5. | Kim Stockli | CA | 34.84 | 9 | 6 | 189 | 600 | 31.50 | |
| 6. | Marge Kleich | NE | 31.60 | 9 | 6 | 171 | 600 | 28.50 | |
| 7. | Evelyn * Underwood | WA | 30.89 | 9 | 6 | 147 | 600 | 24.50 | |
| 8. | Marian McKee | IA | 31.30 | 8 | 7 | 155 | 600 | 25.83 | |
| 9. | Tonya Hix | VA | 31.11 | 8 | 7 | 153 | 600 | 25.50 | |
| 10. | Daphne Happy | MO | 32.11 | 8 | 7 | 144 | 600 | 24.00 | |
| 11. | Nadine * Sieg | WY | 30.76 | 7 | 8 | 143 | 600 | 23.83 | |
| 12. | Janice Decker | MI | 32.60 | 6 | 9 | 161 | 600 | 26.83 | |
| 13. | Rita Killgore | MO | 31.91 | 6 | 9 | 153 | 600 | 25.50 | |
| 14. | Avanelle Brown | OH | 33.81 | 5 | 10 | 164 | 600 | 27.33 | |

WOMENS DIVISION L-1 1996 WORLD


| Pos | Name | State | Ent | Av | W | L | R | SP | % |
|-----|-------------------|-------|-------|------|-----|-----|-----|-------|---|
| 1. | Nene McCabe | WY | 30.20 | 15 | 0 | 228 | 600 | 38.00 | |
| 2. | Helen * Showers | WY | 29.88 | 10.5 | 4.5 | 167 | 600 | 27.83 | |
| 3. | Sherri Franchini | CO | 27.31 | 10 | 5 | 183 | 600 | 30.50 | |
| 4. | Jeanne * Gibbons | CA | 28.12 | 10 | 5 | 159 | 600 | 26.50 | |
| 5. | Jan Knaub | CO | 28.28 | 9 | 6 | 171 | 600 | 28.50 | |
| 6. | Joyce Clark | AR | 29.78 | 9 | 6 | 171 | 600 | 28.50 | |
| 7. | Virginia Anderson | OK | 27.84 | 9 | 6 | 153 | 600 | 25.50 | |
| 8. | Mary * Mosman | CA | 30.41 | 8 | 7 | 187 | 600 | 31.17 | |
| 9. | Lynn Juell | MT | 28.57 | 8 | 7 | 162 | 600 | 27.00 | |
| 10. | Mickey * Lodge | SD | 28.26 | 8 | 7 | 126 | 600 | 21.00 | |
| 11. | Pat * Johnston | WY | 28.43 | 7 | 8 | 158 | 600 | 26.33 | |
| 12. | Louise Seal | CA | 27.51 | 6 | 9 | 122 | 600 | 20.33 | |
| 13. | Shirley Hopkins | BC | 29.07 | 5.5 | 9.5 | 127 | 600 | 21.17 | |
| 14. | Jean Geer | WY | 27.60 | 4 | 11 | 70 | 600 | 11.67 | |



Edicia Schnell—W-M



Donna Zins—W-N



Marta Newton—W-O

WOMENS DIVISION M-1 1996 WORLD

| Pos | Name | State | EntAv | W | L | R | SP | % |
|-----|-------------------|-------|-------|------|-----|-----|-----|-------|
| 1. | Edicia Schnell | NE | 24.58 | 15 | 0 | 189 | 600 | 31.50 |
| 2. | Lisa Maestas | WY | 25.20 | 11.5 | 3.5 | 210 | 600 | 35.00 |
| 3. | Loretta Chaney | CA | 27.15 | 11 | 4 | 183 | 600 | 30.50 |
| 4. | Bev Hinrichs | NE | 24.21 | 10 | 5 | 169 | 600 | 28.17 |
| 5. | Jenny Hankins | KY | 26.78 | 10 | 5 | 142 | 600 | 23.67 |
| 6. | Cathy Worman | WY | 24.84 | 9.5 | 5.5 | 144 | 600 | 24.00 |
| 7. | Veda * Berger | UT | 25.44 | 9 | 6 | 129 | 600 | 21.50 |
| 8. | Paige Stillner | CO | 23.70 | 8 | 7 | 139 | 600 | 23.17 |
| 9. | Glenda Stephenson | AR | 24.34 | 7.5 | 7.5 | 135 | 600 | 22.50 |
| 10. | Laurette Samain | FL | 23.88 | 7 | 8 | 109 | 600 | 18.17 |
| 11. | Dorothy Rasmussen | CA | 23.46 | 6.5 | 8.5 | 127 | 600 | 21.17 |
| 12. | Mindy Rosenbaugh | CO | 27.27 | 6 | 9 | 121 | 520 | 23.27 |
| 13. | Leola * Peterson | UT | 27.03 | 6 | 9 | 76 | 600 | 12.67 |

WOMENS DIVISION N-1 1996 WORLD

| Pos | Name | State | EntAv | W | L | R | SP | % |
|-----|-----------------|-------|-------|------|------|-----|-----|-------|
| 1. | Donna Zins | WI | 22.58 | 13 | 2 | 204 | 600 | 34.00 |
| 2. | Margaret Kozik | NY | 23.14 | 12.5 | 2.5 | 196 | 600 | 32.67 |
| 3. | Ree Cutright | MO | 23.11 | 12.5 | 2.5 | 159 | 600 | 26.50 |
| 4. | Adah * Wall | WY | 21.02 | 10.5 | 4.5 | 144 | 600 | 24.00 |
| 5. | Eunice Lease | NE | 22.99 | 9.5 | 5.5 | 146 | 600 | 24.33 |
| 6. | Rosie * Kubiak | AZ | 20.83 | 9.5 | 5.5 | 139 | 600 | 23.17 |
| 7. | Eldora * Weldon | MO | 18.68 | 9 | 6 | 111 | 600 | 18.50 |
| 8. | June * Mickle | AB | 22.73 | 9 | 6 | 98 | 600 | 16.33 |
| 9. | Betsy * Lyle | CO | 21.27 | 8 | 7 | 132 | 600 | 22.00 |
| 10. | Polly * Tyo | FL | 21.64 | 8 | 7 | 105 | 600 | 17.50 |
| 11. | Rose * Mueller | IA | 19.37 | 5 | 10 | 107 | 600 | 17.83 |
| 12. | Suzanne Evans | MO | 19.15 | 5 | 10 | 82 | 600 | 13.67 |
| 13. | Charlotte Bowen | OK | 18.36 | 4.5 | 10.5 | 79 | 600 | 13.17 |
| 14. | Jo Ann Gould | NY | 23.20 | 3 | 12 | 69 | 600 | 11.50 |

WOMENS DIVISION O-1 1996 WORLD

| Pos | Name | State | EntAv | W | L | R | SP | % |
|-----|--------------------|-------|-------|-----|------|-----|-----|-------|
| 1. | Marta Newton | SD | 17.83 | 14 | 1 | 138 | 600 | 23.00 |
| 2. | Joan Currah | WY | 16.26 | 12 | 3 | 126 | 600 | 21.00 |
| 3. | Marilyn Hagen | ND | 16.12 | 12 | 3 | 124 | 600 | 20.67 |
| 4. | Shirley * Paquette | AB | 13.40 | 11 | 4 | 118 | 600 | 19.67 |
| 5. | Sandy DaRif | WY | 16.14 | 11 | 4 | 115 | 600 | 19.17 |
| 6. | Rachel King Cheek | OK | 13.66 | 10 | 5 | 110 | 600 | 18.33 |
| 7. | Betty * Lyda | ID | 17.87 | 9 | 6 | 124 | 600 | 20.67 |
| 8. | Tammy Wilson | WY | 6.01 | 9 | 6 | 103 | 600 | 17.17 |
| 9. | Lori Eixenberger | WY | 7.12 | 7.5 | 7.5 | 101 | 600 | 16.83 |
| 10. | Jan Giese | ND | 18.18 | 7.5 | 7.5 | 98 | 600 | 16.33 |
| 11. | Barbi Hays | WY | 6.63 | 6 | 9 | 40 | 600 | 6.67 |
| 12. | Judy Brady | WY | 13.28 | 5 | 10 | 55 | 600 | 9.17 |
| 13. | Shirley Record | WY | 10.10 | 3 | 12 | 54 | 600 | 9.00 |
| 14. | Joyce Cramer | TX | 9.69 | 1.5 | 13.5 | 60 | 600 | 10.00 |
| 15. | Tina Press | IL | 11.18 | 1 | 14 | 39 | 600 | 6.50 |
| 16. | Chris Moore | NC | 9.60 | 0.5 | 14.5 | 36 | 600 | 6.00 |



Senior Ladies Division

Championship Class

Senior Ladies' Champion—
LaVerne Ewing

| SENIOR LADIES DIVISION - CHAMPIONSHIP CLASS 1996 WORLD | | | | | | | | |
|--|-----------------|-------|-------|---|---|-----|-----|-------|
| Pos | Name | State | EntAv | W | L | R | SP | % |
| 1. | LaVerne Ewing | OR | 59.83 | 5 | 1 | 201 | 306 | 65.69 |
| 2. | Shirley Kooy | AB | 56.00 | 5 | 2 | 223 | 380 | 58.68 |
| 3. | Patty Sapp | OR | 62.00 | 4 | 2 | 181 | 294 | 61.56 |
| 4. | Shirley Steffen | UT | 60.00 | 2 | 3 | 140 | 244 | 57.38 |
| 5. | Loree Meier | MO | 66.33 | 1 | 4 | 141 | 234 | 60.26 |
| 6. | Emalene Pearce | AZ | 52.17 | 0 | 5 | 106 | 230 | 46.09 |

SENIOR LADIES DIVISION - CHAMPIONSHIP CLASS 1996 WORLD

1. LaVerne Ewing-OR

| OPPONENT'S NAME | SCORE | R | SP | % |
|-----------------------|---------|----|----|------|
| 1. Shirley Steffen-UT | 41 / 21 | 34 | 54 | 63.0 |
| 2. Patty Sapp-OR | 24 / 41 | 26 | 52 | 50.0 |
| 3. Shirley Kooy-AB | 40 / 16 | 26 | 40 | 65.0 |
| 4. Loree Meier-MO | 42 / 24 | 44 | 58 | 75.9 |
| 5. Emalene Pearce-AZ | 41 / 7 | 30 | 42 | 71.4 |
| 7. Shirley Kooy-AB | 42 / 23 | 41 | 60 | 68.3 |

2. Shirley Kooy-AB

| OPPONENT'S NAME | SCORE | R | SP | % |
|-----------------------|---------|----|----|------|
| 1. Patty Sapp-OR | 40 / 27 | 35 | 58 | 60.3 |
| 2. Loree Meier-MO | 41 / 33 | 38 | 64 | 59.4 |
| 3. LaVerne Ewing-OR | 16 / 40 | 20 | 40 | 50.0 |
| 4. Emalene Pearce-AZ | 44 / 28 | 35 | 64 | 54.7 |
| 5. Shirley Steffen-UT | 41 / 17 | 25 | 40 | 62.5 |
| 6. Patty Sapp-OR | 41 / 23 | 37 | 54 | 68.5 |
| 7. LaVerne Ewing-OR | 23 / 42 | 33 | 60 | 55.0 |

WINS- 5 LOSSES- 1 POINTS - 230 201 306 65.7

WINS- 5 LOSSES- 2 POINTS - 246 223 380 58.7

3. Patty Sapp-OR

| OPPONENT'S NAME | SCORE | R | SP | % |
|-----------------------|---------|----|----|------|
| 1. Shirley Kooy-AB | 27 / 40 | 28 | 58 | 48.3 |
| 2. LaVerne Ewing-OR | 41 / 24 | 32 | 52 | 61.5 |
| 3. Emalene Pearce-AZ | 41 / 13 | 27 | 38 | 71.1 |
| 4. Shirley Steffen-UT | 40 / 31 | 28 | 50 | 56.0 |
| 5. Loree Meier-MO | 40 / 15 | 34 | 42 | 81.0 |
| 6. Shirley Kooy-AB | 23 / 41 | 32 | 54 | 59.3 |

WINS- 4 LOSSES- 2 POINTS - 212 181 294 61.6

4. Shirley Steffen-UT

| OPPONENT'S NAME | SCORE | R | SP | % |
|----------------------|---------|----|----|------|
| 1. LaVerne Ewing-OR | 21 / 41 | 28 | 54 | 51.9 |
| 2. Emalene Pearce-AZ | 41 / 28 | 36 | 58 | 62.1 |
| 3. Loree Meier-MO | 42 / 12 | 32 | 42 | 76.2 |
| 4. Patty Sapp-OR | 31 / 40 | 26 | 50 | 52.0 |
| 5. Shirley Kooy-AB | 17 / 41 | 18 | 40 | 45.0 |

WINS- 2 LOSSES- 3 POINTS - 152 140 244 57.4

5. Loree Meier-MO

| OPPONENT'S NAME | SCORE | R | SP | % |
|-----------------------|---------|----|----|------|
| 1. Emalene Pearce-AZ | 42 / 3 | 19 | 28 | 67.9 |
| 2. Shirley Kooy-AB | 33 / 41 | 37 | 64 | 57.8 |
| 3. Shirley Steffen-UT | 12 / 42 | 23 | 42 | 54.8 |
| 4. LaVerne Ewing-OR | 24 / 42 | 36 | 58 | 62.1 |
| 5. Patty Sapp-OR | 15 / 40 | 26 | 42 | 61.9 |

WINS- 1 LOSSES- 4 POINTS - 126 141 234 60.3

6. Emalene Pearce-AZ

| OPPONENT'S NAME | SCORE | R | SP | % |
|-----------------------|---------|----|----|------|
| 1. Loree Meier-MO | 3 / 42 | 7 | 28 | 25.0 |
| 2. Shirley Steffen-UT | 28 / 41 | 31 | 58 | 53.4 |
| 3. Patty Sapp-OR | 13 / 41 | 18 | 38 | 47.4 |
| 4. Shirley Kooy-AB | 28 / 44 | 30 | 64 | 46.9 |
| 5. LaVerne Ewing-OR | 7 / 41 | 20 | 42 | 47.6 |

WINS- 0 LOSSES- 5 POINTS - 79 106 230 46.1



Junior Boys Division

Championship Class

**Boys' Champion—
Jeremy Umphries**

JUNIOR BOYS DIVISION - CHAMPIONSHIP CLASS 1996 WORLD

| Pos | Name | State | W | L | R | SP | % |
|-----|-------------------|-------|---|---|-----|-----|-------|
| 1. | Jeremy Umphries | TX | 5 | 0 | 186 | 226 | 82.30 |
| 2. | Branson Miller | VA | 4 | 1 | 211 | 298 | 70.81 |
| 3. | Michael Newton | SD | 3 | 2 | 204 | 300 | 68.00 |
| 4. | Robert Gillett Jr | CA | 2 | 3 | 195 | 276 | 70.65 |
| 5. | Richie Boll | IA | 1 | 4 | 130 | 234 | 55.56 |
| 6. | Marcus Mosness | MT | 0 | 5 | 201 | 310 | 64.84 |

JUNIOR BOYS DIVISION - CHAMPIONSHIP CLASS 1996 WORLD

| 1. Jeremy Umphries-TX | | | | | | | |
|-------------------------|---------|----|----|------|--|--|--|
| OPPONENT'S NAME | SCORE | R | SP | % | | | |
| 1. Richie Boll-IA | 44 / 13 | 30 | 40 | 75.0 | | | |
| 2. Marcus Mosness-MT | 40 / 14 | 42 | 50 | 84.0 | | | |
| 3. Michael Newton-SD | 42 / 14 | 40 | 50 | 80.0 | | | |
| 4. Robert Gillett Jr-CA | 40 / 15 | 40 | 48 | 83.3 | | | |
| 5. Branson Miller-VA | 41 / 3 | 34 | 38 | 89.5 | | | |

WINS- 5 LOSSES- 0 POINTS - 207 186 226 82.3

| 3. Michael Newton-SD | | | | | | | |
|-------------------------|---------|----|----|------|--|--|--|
| OPPONENT'S NAME | SCORE | R | SP | % | | | |
| 1. Robert Gillett Jr-CA | 41 / 28 | 46 | 62 | 74.2 | | | |
| 2. Richie Boll-IA | 42 / 26 | 33 | 50 | 66.0 | | | |
| 3. Jeremy Umphries-TX | 14 / 42 | 31 | 50 | 62.0 | | | |
| 4. Branson Miller-VA | 27 / 40 | 38 | 58 | 65.5 | | | |
| 5. Marcus Mosness-MT | 43 / 34 | 56 | 80 | 70.0 | | | |

WINS- 3 LOSSES- 2 POINTS - 167 204 300 68.0

| 5. Richie Boll-IA | | | | | | | |
|-------------------------|---------|----|----|------|--|--|--|
| OPPONENT'S NAME | SCORE | R | SP | % | | | |
| 1. Jeremy Umphries-TX | 13 / 44 | 20 | 40 | 50.0 | | | |
| 2. Michael Newton-SD | 26 / 42 | 28 | 50 | 56.0 | | | |
| 3. Branson Miller-VA | 13 / 41 | 29 | 52 | 55.8 | | | |
| 4. Marcus Mosness-MT | 42 / 29 | 27 | 46 | 58.7 | | | |
| 5. Robert Gillett Jr-CA | 11 / 44 | 26 | 46 | 56.5 | | | |

WINS- 1 LOSSES- 4 POINTS - 105 130 234 55.6

| 2. Branson Miller-VA | | | | | | | |
|-------------------------|---------|----|----|------|--|--|--|
| OPPONENT'S NAME | SCORE | R | SP | % | | | |
| 1. Marcus Mosness-MT | 42 / 29 | 63 | 82 | 76.8 | | | |
| 2. Robert Gillett Jr-CA | 44 / 27 | 49 | 68 | 72.1 | | | |
| 3. Richie Boll-IA | 41 / 13 | 36 | 52 | 69.2 | | | |
| 4. Michael Newton-SD | 40 / 27 | 41 | 58 | 70.7 | | | |
| 5. Jeremy Umphries-TX | 3 / 41 | 22 | 38 | 57.9 | | | |

WINS- 4 LOSSES- 1 POINTS - 170 211 298 70.8

| 4. Robert Gillett Jr-CA | | | | | | | |
|-------------------------|---------|----|----|------|--|--|--|
| OPPONENT'S NAME | SCORE | R | SP | % | | | |
| 1. Michael Newton-SD | 28 / 41 | 41 | 62 | 66.1 | | | |
| 2. Branson Miller-VA | 27 / 44 | 44 | 68 | 64.7 | | | |
| 3. Marcus Mosness-MT | 41 / 16 | 41 | 52 | 78.8 | | | |
| 4. Jeremy Umphries-TX | 15 / 40 | 32 | 48 | 66.7 | | | |
| 5. Richie Boll-IA | 44 / 11 | 37 | 46 | 80.4 | | | |

WINS- 2 LOSSES- 3 POINTS - 155 195 276 70.7

| 6. Marcus Mosness-MT | | | | | | | |
|-------------------------|---------|----|----|------|--|--|--|
| OPPONENT'S NAME | SCORE | R | SP | % | | | |
| 1. Branson Miller-VA | 29 / 42 | 59 | 82 | 72.0 | | | |
| 2. Jeremy Umphries-TX | 14 / 40 | 33 | 50 | 66.0 | | | |
| 3. Robert Gillett Jr-CA | 16 / 41 | 32 | 52 | 61.5 | | | |
| 4. Richie Boll-IA | 29 / 42 | 22 | 46 | 47.8 | | | |
| 5. Michael Newton-SD | 34 / 43 | 55 | 80 | 68.8 | | | |

WINS- 0 LOSSES- 5 POINTS - 122 201 310 64.8



Junior Girls Division

Championship Class

Girls' Champion—
Penny Steinke

JUNIOR GIRLS DIVISION - CHAMPIONSHIP CLASS 1996 WORLD

| Pos | Name | State | W | L | R | SP | % |
|-----|------------------|-------|---|---|-----|-----|-------|
| 1. | Penny Steinke | WI | 5 | 0 | 139 | 198 | 70.20 |
| 2. | Rebecca King | OK | 4 | 1 | 118 | 238 | 49.58 |
| 3. | Becky Kemper | KY | 3 | 2 | 126 | 240 | 52.50 |
| 4. | Michelle Newton | SD | 2 | 3 | 105 | 234 | 44.87 |
| 5. | Che' Welch | TX | 1 | 4 | 65 | 174 | 37.36 |
| 6. | Michelle Jarrett | OK | 0 | 5 | 92 | 232 | 39.66 |

JUNIOR GIRLS DIVISION - CHAMPIONSHIP CLASS 1996 WORLD

| 1. Penny Steinke-WI | | | | | 2. Rebecca King-OK | | | | |
|------------------------|---------|----|----|------|------------------------|---------|----|----|------|
| OPPONENT'S NAME | SCORE | R | SP | % | OPPONENT'S NAME | SCORE | R | SP | % |
| 1. Michelle Jarrett-OK | 40 / 6 | 22 | 28 | 78.6 | 1. Michelle Newton-SD | 43 / 24 | 24 | 50 | 48.0 |
| 2. Che' Welch-TX | 42 / 4 | 18 | 30 | 60.0 | 2. Becky Kemper-KY | 45 / 32 | 28 | 62 | 45.2 |
| 3. Michelle Newton-SD | 45 / 12 | 27 | 38 | 71.1 | 3. Che' Welch-TX | 41 / 22 | 19 | 38 | 50.0 |
| 4. Rebecca King-OK | 41 / 15 | 25 | 34 | 73.5 | 4. Penny Steinke-WI | 15 / 41 | 17 | 34 | 50.0 |
| 5. Becky Kemper-KY | 43 / 23 | 47 | 68 | 69.1 | 5. Michelle Jarrett-OK | 40 / 21 | 30 | 54 | 55.6 |

WINS- 5 LOSSES- 0 POINTS - 211 139 198 70.2

WINS- 4 LOSSES- 1 POINTS - 184 118 238 49.6

| 3. Becky Kemper-KY | | | | |
|------------------------|---------|----|----|------|
| OPPONENT'S NAME | SCORE | R | SP | % |
| 1. Che' Welch-TX | 42 / 2 | 19 | 32 | 59.4 |
| 2. Rebecca King-OK | 32 / 45 | 23 | 62 | 37.1 |
| 3. Michelle Jarrett-OK | 42 / 5 | 22 | 38 | 57.9 |
| 4. Michelle Newton-SD | 41 / 24 | 22 | 40 | 55.0 |
| 5. Penny Steinke-WI | 23 / 43 | 40 | 68 | 58.8 |

WINS- 3 LOSSES- 2 POINTS - 180 126 240 52.5

| 4. Michelle Newton-SD | | | | |
|------------------------|---------|----|----|------|
| OPPONENT'S NAME | SCORE | R | SP | % |
| 1. Rebecca King-OK | 24 / 43 | 19 | 50 | 38.0 |
| 2. Michelle Jarrett-OK | 42 / 33 | 32 | 72 | 44.4 |
| 3. Penny Steinke-WI | 12 / 45 | 16 | 38 | 42.1 |
| 4. Becky Kemper-KY | 24 / 41 | 16 | 40 | 40.0 |
| 5. Che' Welch-TX | 43 / 13 | 22 | 34 | 64.7 |

WINS- 2 LOSSES- 3 POINTS - 145 105 234 44.9


| 5. Che' Welch-TX | | | | |
|------------------------|---------|----|----|------|
| OPPONENT'S NAME | SCORE | R | SP | % |
| 1. Becky Kemper-KY | 2 / 42 | 8 | 32 | 25.0 |
| 2. Penny Steinke-WI | 4 / 42 | 6 | 30 | 20.0 |
| 3. Rebecca King-OK | 22 / 41 | 14 | 38 | 36.8 |
| 4. Michelle Jarrett-OK | 43 / 18 | 24 | 40 | 60.0 |
| 5. Michelle Newton-SD | 13 / 43 | 13 | 34 | 38.2 |

WINS- 1 LOSSES- 4 POINTS - 84 65 174 37.4


| 6. Michelle Jarrett-OK | | | | |
|------------------------|---------|----|----|------|
| OPPONENT'S NAME | SCORE | R | SP | % |
| 1. Penny Steinke-WI | 6 / 40 | 10 | 28 | 35.7 |
| 2. Michelle Newton-SD | 33 / 42 | 30 | 72 | 41.7 |
| 3. Becky Kemper-KY | 5 / 42 | 12 | 38 | 31.6 |
| 4. Che' Welch-TX | 18 / 43 | 16 | 40 | 40.0 |
| 5. Rebecca King-OK | 21 / 40 | 24 | 54 | 44.4 |

WINS- 0 LOSSES- 5 POINTS - 83 92 232 39.7


Junior Mixed Division



Branson Miller—Jr. A



Marcus Mosness—Jr. B



Matt Kiefert—Jr. C

JUNIOR

| Pos | Name |
|-----|-------------------|
| 1. | Branson Miller |
| 2. | Jeremy Umphries |
| 3. | Michael Newton |
| 4. | Robert Gillett Jr |
| 5. | Luis Escareno |
| 6. | Penny * Steinke |
| 7. | Richie Boll |
| 8. | Joseph Smith |
| 9. | Brandon Lund |
| 10. | Allen Keen |
| 11. | Stephen Morris |
| 12. | Bradley Dean |
| 13. | Damien Moore |
| 14. | Becky * Kemper |
| 15. | Ryan Roberts |

JUNIOR

| | |
|-----|--------------------|
| 1. | Marcus Mosness |
| 2. | Allen Stencil |
| 3. | Marcus Thomsen |
| 4. | Dale Loranger |
| 5. | Nicandro Hernandez |
| 6. | Brent Keen |
| 7. | K.C. Bayne |
| 8. | Karl Hix |
| 9. | Chris Loranger |
| 10. | Rebecca * King |
| 11. | Luis Hernandez |
| 12. | Nick Kleidosty |
| 13. | Nathan Miller |
| 14. | Michelle * Jarrett |
| 15. | Lee McFarland |

JUNIOR

| | |
|-----|-------------------|
| 1. | Matt Kiefert |
| 2. | Chase Battle |
| 3. | Wesley Kemper |
| 4. | Michelle * Newton |
| 5. | Mark Rupprecht |
| 6. | Kristine * Haugen |
| 7. | Stacey * Sanders |
| 8. | Mathew Byrdwell |
| 9. | Misty * Pierce |
| 10. | Randy Painter |
| 11. | Justin Engelhardt |
| 12. | Autumn * Miller |
| 13. | Levi Wood |
| 14. | Ben Wood |
| 15. | Jeremy Kramer |
| 16. | Ronald Dorsett |

DIVISION A-1 1996 WORLD


| State | EntAv | W | L | R | SP | % |
|-------|-------|------|------|-----|-----|-------|
| VA | 74.94 | 14 | 1 | 466 | 600 | 77.67 |
| TX | 73.11 | 13 | 2 | 471 | 600 | 78.50 |
| SD | 69.67 | 13 | 2 | 422 | 600 | 70.33 |
| CA | 64.96 | 10.5 | 4.5 | 415 | 600 | 69.17 |
| CA | 65.45 | 9 | 6 | 371 | 600 | 61.83 |
| WI | 60.48 | 8.5 | 6.5 | 363 | 600 | 60.50 |
| IA | 65.66 | 8 | 7 | 391 | 600 | 65.17 |
| IA | 76.65 | 8 | 7 | 360 | 600 | 60.00 |
| WA | 68.67 | 8 | 7 | 333 | 600 | 55.50 |
| IN | 65.05 | 6 | 9 | 340 | 600 | 56.67 |
| PA | 72.36 | 5.5 | 9.5 | 369 | 600 | 61.50 |
| VA | 59.44 | 5 | 10 | 334 | 600 | 55.67 |
| TX | 61.25 | 4.5 | 10.5 | 307 | 600 | 51.17 |
| KY | 61.79 | 4 | 11 | 281 | 600 | 46.83 |
| OH | 60.10 | 3 | 12 | 301 | 600 | 50.17 |

DIVISION B-1 1996 WORLD


| | | | | | | |
|----|-------|-----|-----|-----|-----|-------|
| MT | 46.71 | 14 | 1 | 397 | 600 | 66.17 |
| NE | 51.78 | 13 | 2 | 347 | 600 | 57.83 |
| NE | 43.09 | 12 | 3 | 374 | 600 | 62.33 |
| CA | 46.69 | 11 | 4 | 297 | 600 | 49.50 |
| CA | 53.00 | 10 | 5 | 296 | 600 | 49.33 |
| IN | 53.39 | 9.5 | 5.5 | 295 | 600 | 49.17 |
| WA | 41.26 | 8 | 7 | 308 | 600 | 51.33 |
| VA | 40.81 | 7 | 8 | 297 | 600 | 49.50 |
| CA | 43.97 | 7 | 8 | 270 | 600 | 45.00 |
| OK | 38.85 | 7 | 8 | 256 | 600 | 42.67 |
| CA | 56.95 | 6.5 | 8.5 | 272 | 600 | 45.33 |
| NE | 42.63 | 6 | 9 | 283 | 600 | 47.17 |
| VA | 46.12 | 6 | 9 | 261 | 600 | 43.50 |
| OK | 38.88 | 2 | 13 | 218 | 600 | 36.33 |
| WI | 38.61 | 1 | 14 | 141 | 600 | 23.50 |

DIVISION C-1 1996 WORLD


| | | | | | | |
|----|-------|-----|------|-----|-----|-------|
| ND | 35.18 | 14 | 1 | 301 | 600 | 50.17 |
| AR | 33.20 | 14 | 1 | 286 | 600 | 47.67 |
| KY | 32.31 | 12 | 3 | 223 | 600 | 37.17 |
| SD | 34.65 | 11 | 4 | 270 | 600 | 45.00 |
| WA | 30.65 | 9 | 6 | 210 | 600 | 35.00 |
| MN | 35.33 | 9 | 6 | 190 | 600 | 31.67 |
| OH | 34.93 | 8 | 7 | 203 | 600 | 33.83 |
| KY | 33.38 | 7 | 8 | 220 | 600 | 36.67 |
| IL | 35.96 | 6 | 9 | 204 | 600 | 34.00 |
| NE | 36.14 | 6 | 9 | 203 | 600 | 33.83 |
| TX | 32.42 | 5.5 | 9.5 | 183 | 600 | 30.50 |
| VA | 33.41 | 5 | 10 | 184 | 600 | 30.67 |
| WA | 37.00 | 5 | 10 | 182 | 600 | 30.33 |
| WA | 36.26 | 4.5 | 10.5 | 162 | 600 | 27.00 |
| WA | 31.32 | 3 | 12 | 113 | 600 | 18.83 |
| TX | 35.04 | 1 | 14 | 84 | 600 | 14.00 |



Chris Padilla—Jr. D



Daniel Smith—Jr. E



Chad Donarski—Jr. F

JUNIOR

| Pos | Name |
|-----|------------------|
| 1. | Chris Padilla |
| 2. | Ron Mosness Jr. |
| 3. | Chance Harmon |
| 4. | Che' * Welch |
| 5. | Eli Sandquist |
| 6. | Bonnie * Robbins |
| 7. | Jeff Johns |
| 8. | Adam Stever |
| 9. | Lance Bertch |
| 10. | Paul Fricano |
| 11. | Tommy McCall |
| 12. | Brandon Bogges |
| 13. | Jacob Burk |
| 14. | Cody Harrod |
| 15. | Jason Pederson |

JUNIOR

| Pos | Name |
|-----|------------------|
| 1. | Daniel Smith |
| 2. | Tracy * Wilcox |
| 3. | Scott Sager |
| 4. | John Burk |
| 5. | Thomas Hix |
| 6. | Kevin Sturch |
| 7. | Joy * Sandquist |
| 8. | Rachel * Luckey |
| 9. | Jonathon Nielson |
| 10. | David Mead |
| 11. | Charlene * Hix |
| 12. | Matt McGrath |
| 13. | Alan Shanks |
| 14. | Chris Gaul |

JUNIOR

| Pos | Name |
|-----|-------------------|
| 1. | Chad Donarski |
| 2. | Robert Pederson |
| 3. | Adam Mead |
| 4. | Tenesia * Mayer |
| 5. | Aaron Mead |
| 6. | Dale O'Rear |
| 7. | Emily * Anderson |
| 8. | Misty * Lelko |
| 9. | Le Anna * O'Gara |
| 10. | Chris Daugherty |
| 11. | Jakob Anderson |
| 12. | Trina * Burk |
| 13. | Tim Wright |
| 14. | Jamie * Edgington |
| 15. | Neil Anderson |
| 16. | Anna * Cintron |

DIVISION D-1 1996 WORLD

| State | Ent | Av | W | L | R | SP | % |
|-------|-------|------|-----|-----|-----|-------|---|
| CA | 28.86 | 13 | 2 | 254 | 600 | 42.33 | |
| MT | 23.16 | 13 | 2 | 217 | 600 | 36.17 | |
| SD | 29.86 | 12.5 | 2.5 | 196 | 600 | 32.67 | |
| TX | 27.99 | 11 | 4 | 246 | 600 | 41.00 | |
| MN | 27.85 | 10 | 5 | 246 | 600 | 41.00 | |
| CA | 29.92 | 9 | 6 | 186 | 600 | 31.00 | |
| NE | 29.84 | 8 | 7 | 160 | 600 | 26.67 | |
| CA | 23.58 | 8 | 7 | 160 | 600 | 26.67 | |
| SD | 30.48 | 7.5 | 7.5 | 170 | 600 | 28.33 | |
| WI | 26.51 | 7 | 8 | 131 | 600 | 21.83 | |
| MT | 28.13 | 5 | 10 | 145 | 600 | 24.17 | |
| FL | 22.53 | 4 | 10 | 111 | 400 | 27.75 | |
| OK | 23.72 | 4 | 11 | 116 | 600 | 19.33 | |
| AR | 23.15 | 4 | 11 | 99 | 600 | 16.50 | |
| NE | 29.12 | 3 | 12 | 141 | 600 | 23.50 | |

DIVISION E-1 1996 WORLD

| State | Ent | Av | W | L | R | SP | % |
|-------|-------|------|-----|-----|-----|-------|---|
| IA | 21.05 | 13 | 2 | 211 | 600 | 35.17 | |
| CO | 19.02 | 11.5 | 3.5 | 152 | 600 | 25.33 | |
| WY | 14.78 | 11 | 4 | 173 | 600 | 28.83 | |
| OK | 12.76 | 11 | 4 | 138 | 600 | 23.00 | |
| VA | 19.93 | 11 | 4 | 134 | 600 | 22.33 | |
| CO | 17.04 | 10 | 5 | 183 | 600 | 30.50 | |
| MN | 22.42 | 9 | 6 | 164 | 600 | 27.33 | |
| ND | 18.97 | 7.5 | 7.5 | 132 | 600 | 22.00 | |
| IA | 16.81 | 7 | 8 | 159 | 600 | 26.50 | |
| MN | 14.04 | 7 | 8 | 134 | 600 | 22.33 | |
| VA | 14.41 | 6 | 9 | 112 | 600 | 18.67 | |
| CA | 13.19 | 6 | 9 | 103 | 600 | 17.17 | |
| MI | 13.75 | 6 | 9 | 86 | 600 | 14.33 | |
| KS | 14.05 | 3 | 12 | 85 | 600 | 14.17 | |

DIVISION F-1 1996 WORLD

| State | Ent | Av | W | L | R | SP | % |
|-------|-------|-----|------|-----|-----|-------|---|
| MN | 7.93 | 14 | 1 | 111 | 600 | 18.50 | |
| UT | 10.00 | 13 | 2 | 158 | 600 | 26.33 | |
| MN | 8.56 | 13 | 2 | 144 | 600 | 24.00 | |
| NY | 9.80 | 13 | 2 | 134 | 600 | 22.33 | |
| MN | 6.25 | 10 | 5 | 107 | 600 | 17.83 | |
| MI | 5.13 | 10 | 5 | 96 | 600 | 16.00 | |
| WA | 4.23 | 8.5 | 6.5 | 61 | 600 | 10.17 | |
| WA | 11.82 | 8 | 7 | 77 | 600 | 12.83 | |
| WA | 6.14 | 7 | 8 | 65 | 600 | 10.83 | |
| CO | 8.74 | 5 | 10 | 61 | 600 | 10.17 | |
| WA | 7.53 | 4.5 | 10.5 | 44 | 600 | 7.33 | |
| OK | 3.12 | 4 | 11 | 43 | 600 | 7.17 | |
| WY | 8.77 | 4 | 11 | 30 | 600 | 5.00 | |
| KS | 3.60 | 3 | 12 | 39 | 600 | 6.50 | |
| WA | 3.47 | 2 | 13 | 25 | 600 | 4.17 | |
| UT | 3.65 | 1 | 14 | 23 | 600 | 3.83 | |

Tournament Travel Contacts

The following is a list of all NHPA Regional Directors and the states or territory they cover. Those of you who travel and want to get out-of-area tournament information, are encouraged to contact the appropriate Regional Director. Each RD maintains a full list of all NHPA sanctioned tournaments in their area. If your travel plans call for stops in several states and you need multiple state information, you might want to write the NHPA 5th Vice President who is in charge of all RDs. He should have copies of all the state schedules. The address for the 5th VP can be found on page 3 of this publication.

REGION REGIONAL DIRECTOR

- | | | | | | |
|------------------------|--|-----------------|---|-------------------|---|
| 1. Washington | Rick Rebman Rt. 5, Box 5257 Hermiston, OR 97838 (541) 567-8560 | 15. N. Dakota | Clint Bryson 901 Custer St. Belle Fourche, SD 57717 (605) 892-2195 | 33. Tennessee | Dexter Stallings 731 Reed Drive Powell, TN 37849 (423) 947-7865 |
| 2. Oregon | | 16. S. Dakota | | 34. Georgia | Al Sandham 1660 Little Lisa Ln. Snellville, GA 30278 (770) 972-2434 |
| 3. Northern California | Gail Sluys 1721 San Ramon Way Santa Rosa, CA 95409 (707) 538-3128 | 17. Nebraska | Pat Wemhoff 255 6th Ave., S. Columbus, NE 68601 (402) 564-7323 | 35. Florida | Ron Deckard 7302 Brookview Circle Tampa, FL 33634 (813) 884-2932 |
| 4. Southern California | Dave Garbani 317 E. Wilson Ave. Ridgecrest, CA 93555 (619) 375-6376 | 18. Kansas | Duane Goodrich 1244 SW 32nd Topeka, KS 66611 (913) 266-4745 | 36. Ohio | Earl Vansant 244 Deer Drive Chardon, OH 44024 (216) 285-2552 |
| 6. Hawaii | John McCormack 91-941 Kalapu Street Ewa Beach, HI 96706 (808) 689-8033 | 19. Missouri | Elwyn Cooper 6920 N.W. 78th Street Kansas City, MO 64152 (816) 741-0043 | 37. West Virginia | Herb Murray 1303 Clyde Street Parkersburg, WV 26101 (304) 428-5646 |
| 7. Nevada | Don Weaver 2206 Sunnyslope Ave. Las Vegas, NV 89119 (702) 736-7348 | 20. Oklahoma | Chuck Arnold 10024 Millspaugh Way Yukon, OK 73099 (405) 324-7161 | 38. Virginia | Earl Waggy 504. W. Bank St. Bridgewater, VA 22812 (540) 828-3816 |
| 9. Utah | Bud Schardine 354 Brookside Drive Springville, UT 84663 (801) 489-6351 | 21. Arkansas | Jerry Kahle 75 Table Rock Drive #H1 Eureka Springs, AR 72632 501-253-6879 | 39. Pennsylvania | Frank Kallay 24 Tanager Drive McKees Rocks, PA 15136 (412) 331-2472 |
| 10. Arizona | Cal Cordes 140 S. Pleasant Street Prescott, AZ 86301 (520) 445-2859 | 22. Texas | Hazel McCall 4000 Huaco Lane Waco, TX 76710 (817) 756-0771 | 40. N. Carolina | Paul Stewart 1043 Old Mountain Rd. Statesville, NC 28677 (704) 528-5081 |
| 11. Montana | Rich Paul 2223 3rd Ave. N. Great Falls, MT 59403 (406) 452-7246 | 23. Minnesota | Len Lipovsky 14741 Guthrie Ave. Apple Valley, MN 55124 (612) 953-0888 | 41. S. Carolina | Ron Taylor 116 Knox St. Clover, SC 29710 803-222-3990 |
| 12. Wyoming | Harold Koch 801 Metz Road Gillette, WY 82718 (307) 682-8688 | 24. Iowa | C. Leo Buell 1234 Arthur Street Iowa City, IA 52240 (319) 338-8256 | 42. Maryland | Ray Matlock 202 Wellesley Ct. Walkersville, MD 21793 (301) 846-3483 |
| 13. Colorado | Allen Baptist Box F Edwards, CO 81632 (970) 926-3381 | 25. Mississippi | Bill Calhoun 1307 Clearmont St. Opelika, AL 36801 (334) 745-2356 | 43. Delaware | Lance Twyman 6320 CR 27 Canton, NY 13617 (315) 386-2404 |
| 14. New Mexico | Hal Mineer P.O. Box 462 Sandia Park, NM 87047 (505) 281-9794 | 26. Alabama | Ron Latiolais 12102 Turry Road Gonzales, LA 70737 (504) 647-4992 | 44. New York | George St. Pierre 26 Beacon St., Unit 38B Burlington, MA 01803 (617) 273-4007 |
| | | 27. Louisiana | Jim Haupt 5075 N. Elkhart Ave. Milwaukee, WI 53217 (414) 964-2735 | 45. Maine | |
| | | 28. Wisconsin | Dave Shreve 2127 Lynn Street Cahokia, IL 62206 (618) 332-2599 | 46. Vermont | |
| | | 29. Illinois | Steve Summerlin 8643 Wayside #3 Brighton, MI 48116 (810) 220-4558 | 47. New Hampshire | |
| | | 30. Michigan | Jim Shilling 5044A CR 64 Spencerville, IN 46788 (219) 238-4879 | 48. Massachusetts | |
| | | 31. Indiana | Omar Blacketer 7912 3rd Street Louisville, KY 40214 (502) 363-4657 | 49. Connecticut | |
| | | 32. Kentucky | | 50. Rhode Island | |
| | | | | 51. New Jersey | Ron Vogel 8 Orchard Road Middlesex, NJ 08846 (908) 356-2046 |
| | | | | 52. Alaska | Norman S. Rousey Box 140, Palmer, AK 99645 (907) 745-3618 |
| | | | | 61-72 Canada | Jack Adams 35 O'Neil Crescent Saskatoon, SK Canada S7N 1W7 (306) 373-5184 |

Score!

In NHPA Style!



LINED
WINDBREAKERS
SWEATSHIRTS
CAPS
SPORT SHIRTS
T-SHIRTS

NHPA GAME RELATED SALES DISTRIBUTORS

EDWARD A. DOMEY

National Buyer

P.O. Box 298
Sutton, Massachusetts 01590
(508) 865-9477 Phone or Fax

WALLY SHIPLEY

2646 Basswood Street
Newport Beach, California 92660
(714) 760-3658

DENNIS OHMS

777 W. Midvalley Road
Cedar City, Utah 84720
(801) 586-9352

CURLY SEIBOLD

1043 Grayston Avenue
Huntington, Indiana 46750
(800) 356-3489

HORSESHOE PRO SHOP

1240 S. 17th St.
Columbus, Ohio 43206
(614) 444-2127 Phone
(614) 444-9976 Fax

DAVE & PAT SENGER

6052 W. Broadway, Apt. 1
New Hope, Minnesota 55428
(612) 533-8140 Local area
(800) 584-0194 Out of area

WILLIAM SMITH

1175 Stewart Drive
Dunedin, Florida 34698
(813) 736-5556

**Support Your
National Horseshoe
Pitchers Association**

Contact a Distributor near you for the products shown in this ad and many other Game Related Items available from NHPA Game Related Sales.

NHPA NEWSLINE

Subscription Office

3085 76th St., Franksville, WI 53126

ADDRESS CORRECTION REQUESTED

BULK RATE
U.S. POSTAGE
PAID
PERMIT NO. 80
GRASS VALLEY, CA

08/01/97
GLENN R JAMIESON
3231 VINEYARD AVE #17
PLEASANTON CA 94566

American Tournament Shoe.

So widely used, it could even qualify for frequent flyer miles.

Here's why so many fly with The American Tournament Shoe.

1. Longer hooks grab the stake

2. Ringer breaker rotates shoe to lock in ringers

3. Caulks engineered for balance

4. Finger positioner

Exclusive new high-tech powder coat finish.

Designed to lock in ringers.

Manufactured of forged steel.

Ideal for leagues, clubs and serious players.

Sanctioned by the National Horseshoe Pitchers' Association, the recognized governing body of the sport.




NHPA
APPROVED

St. Pierre
MANUFACTURING CORPORATION

317 East Mountain Street
Worcester, MA 01606

Tel: (508) 853-8010 Fax: (508) 853-3860



Made in USA